



Steelcase Next Student Design Competition

Concept Statement	3
Project Research	4
Concept Development	8
Design Development	19
Citations	29

Concept Statement


Next, a technology company with apps specializing in health and wellness, is opening a new satellite office in Atlanta, Georgia. This location is considered the cultural and economic center of the metropolitan area, with a rapidly growing population. Next is looking for an Interior Design that reflects a combination of the company's identity of promoting the wellbeing of people, team-based collaboration, and environmental protection, with regional distinctiveness.

The new Next Atlanta office offers a broad range of different workspace typologies, while following universal ADA compliant design guidelines, and integrating principles for post covid-19 office design. Adjacency and furniture configuration of public, private, and semi-private spaces have been designed to maintain an optimal level of privacy and promote positive relationships. The innovative design solutions are inspired by Steelcase's space planning ideas, ergonomically designed furniture, and sustainable materials. Circulation and wayfinding is guided by architectural elements and has been designed to comply with social distancing, universal design and ADA requirements. The interior design features biophilic design to increase connectivity with nature, and improve employee wellness and productivity. This design provides a workspace that highlights the Next values of creativity, collaboration, and efficiency, while pioneering a new prototypical approach to office design post global pandemic in a modern world.



Project Research

Illustrated Timeline of Office Design	5
Modern Office Typology Overview	6
Principles for Post Covid-19 Office Design	7



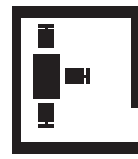
CLASSICAL ANTIQUITY

- Space to provide services
- Formal and informal encounters
- Standing



FIG. 1

500BC



MEDIEVAL CHANCERY

- Private offices
- Government letters and laws, books and scrolls were drafted and kept.



FIG. 2

1000-1300



RENAISSANCE

- Printing press
- Clerical work
- Seating, standing, leaning, and moving





FIG. 3

1300-1600




TRADITIONALIST

- All seating



FIG. 4

1960



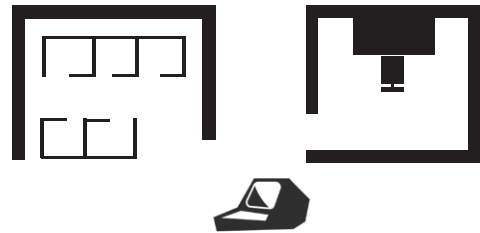
DENSE PLAN

- Filing cabinets
- Typewriters & phones
- Standardization of furniture



FIG. 5

1970



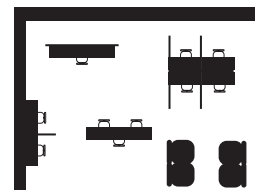
TECHNOLOGY

- Private offices
- Computers on desks
- Cubicles with high panels
- Limited daylight & views



FIG. 6

1980



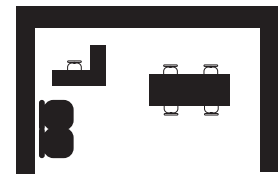
OPEN PLAN

- Cubicles with lower panels
- Comfortable chairs
- Collaborative environment
- Activity based working



FIG. 7

1990



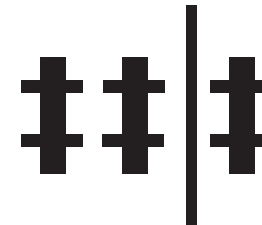
COWORKING

- Communal spaces
- Computers



FIG. 8

2000



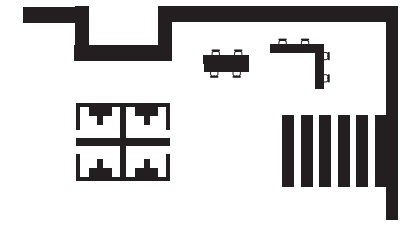
NCE

- Neighbourhood choice environments
- Unassigned seating
- Collaboration
- Maker environments, mobile occupants



FIG. 9

2010



IMMERSIVE ENVIRONMENTS

- Function driven
- Biophilic Design
- Human Centric Design



FIG. 10

2020

Illustrated Timeline of Office Design

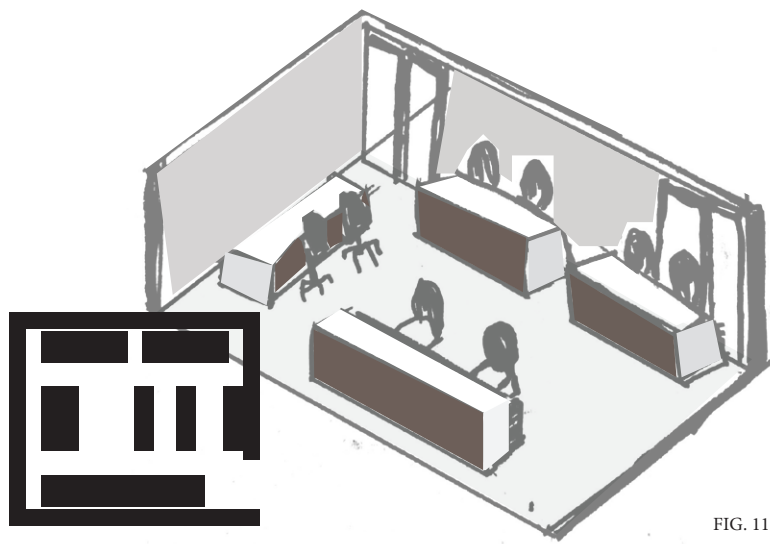


FIG. 11

BENCH SEATING

- Office is a landscape
- All seated




FIG. 12

DENSE PLAN

- Task chair



FIG. 13

PRIVATE OFFICE

- Assigned seating

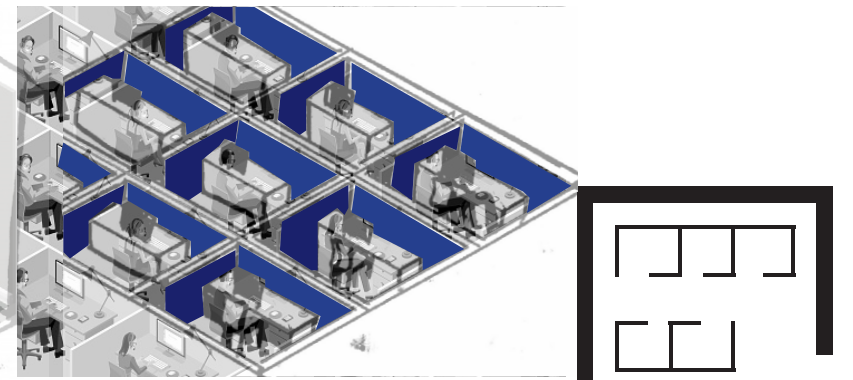


FIG. 14

OFFICE CUBICLES

- Assigned seating
- High panels
- Limited daylight and views

1960s

Landscape

1970s

Standardized Furniture

1980s

Hierarchical

ACTIVITY BASED WORKING (ABW)

- Unassigned seating
- Amenities



FIG. 15

CLOSED CUBICLES

- Ergonomic chairs

OPEN PLAN

- Assigned seating
- Lower panels



FIG. 16

COWORKING

- Unassigned seating
- Amenities

MAKER ENVIRONMENTS, MOBILE OCCUPANTS

- Unassigned seating
- Amenities
- Confined & open spaces

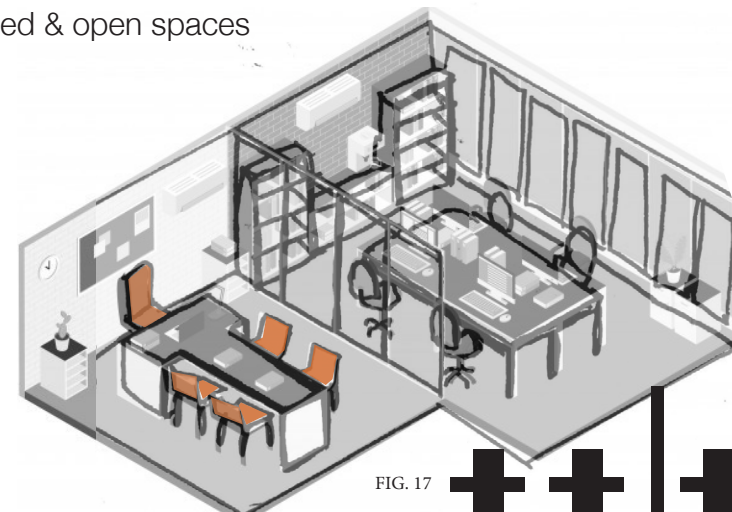


FIG. 17

NEIGHBORHOOD CHOICE ENVIRONMENTS (NCE)

- Unassigned seating
- Task-based zones

OPEN PLAN

IMMERSIVE ENVIRONMENTS

- Assigned & unassigned seating
- Collaborative spaces
- Function-driven zones
- Levels of privacy
- Biophilic Design
- Amenities

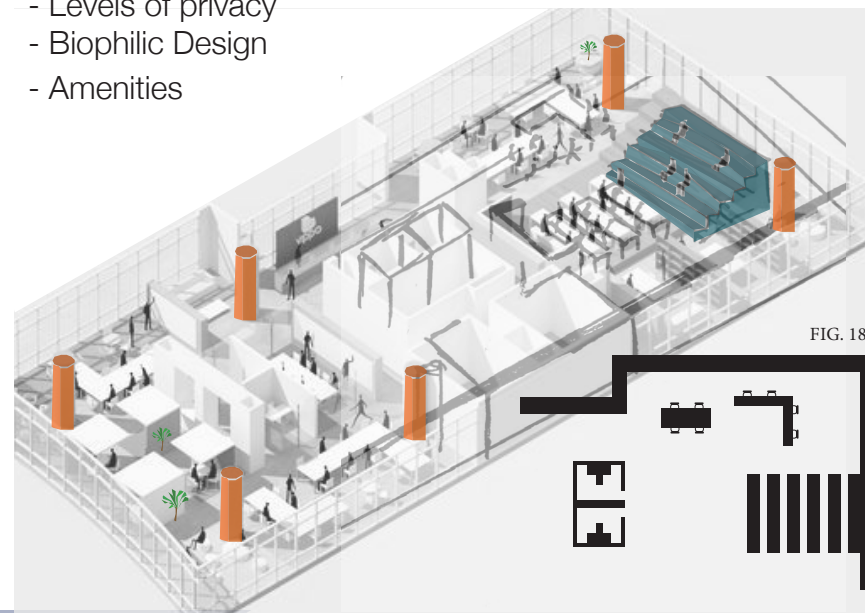


FIG. 18

1990s

Collaborative

2000s

Community

2010s

Teamwork oriented/ Gamification

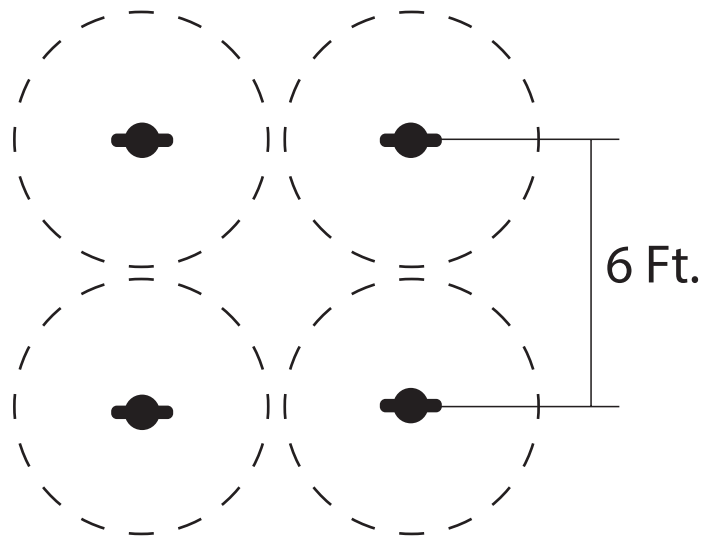
2020s

Curated

Modern Office Typology Overview

Proximity

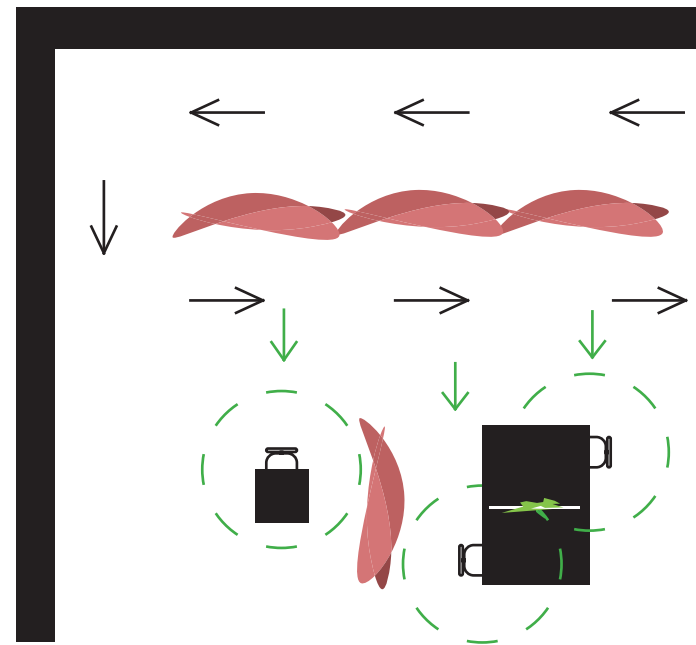
Density



Provide seating for an adequate amount of people maintaining 6 Ft. distancing requirement. Furniture arrangement must also follow 6 Ft. distancing. Reduce density by providing users with individual seating options.

Privacy

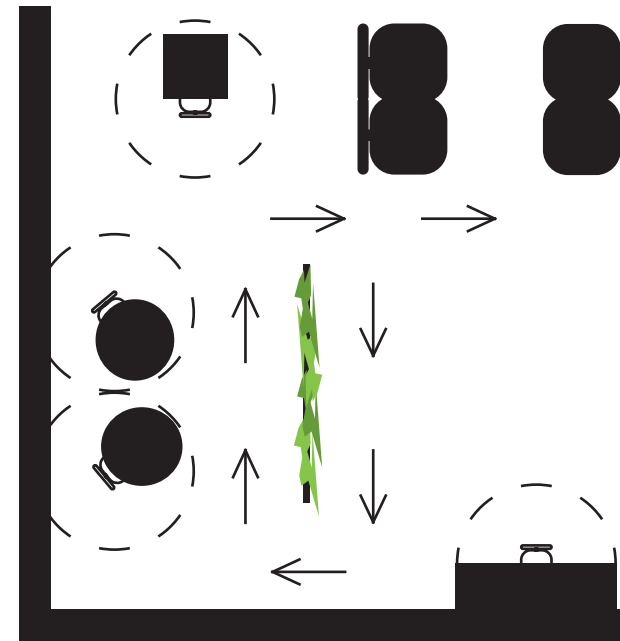
Division



Provide adequate pathway width and signage for directional traffic. One way circulation path for safer ingress/egress. Create boundaries with screens or greenery to protect users from people in adjacent workspaces or direct traffic flow.

Posture

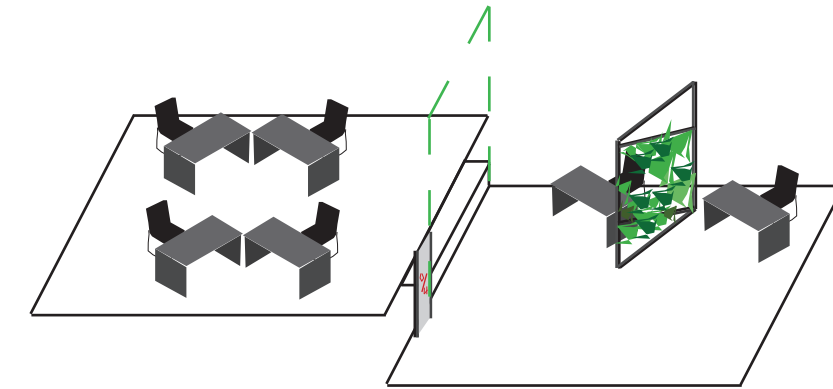
Geometry




Providing different seating options increases wellness and productivity & allows for multiple furniture arrangements. Movable partition walls can create zones within a same space.

Personality

Aesthetics & Technology



Assess the cleanability of surfaces & finishes. Add biophilic elements to provide psychological comfort and define boundary. Implement technology to show occupancy before entering a space, or reserve group meeting spaces.


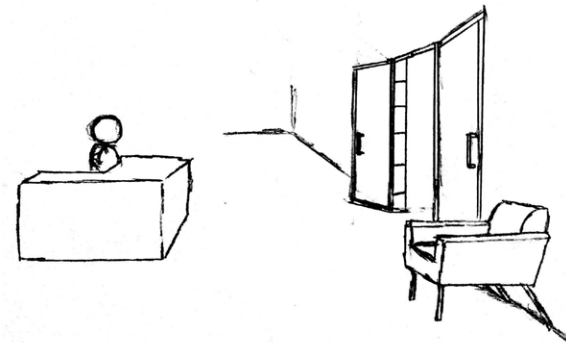


Concept Development

Space Diagrams & Square Footage Overview	9-10
Logo Design	11
Bubble Diagram	12
Inspiration Images	13
Staircase Design Solutions with Pros & Cons	14
Sketches	15
Floor Plans	16
Furniture Plans	17
Axonometric View	18

RECEPTION / FIRST IMPRESSION



Approximately 400



Entry from the outside and encounter an inviting ambiance featuring seating, and a full time Receptionist/ Concierge.

6| PRIVATE OFFICES


100 ft2 each



Assigned and unassigned offices feature a work surface and technology for focused work. Unassigned offices feature diversity of furniture configuration and postures to increase productivity, and wellness.

14| OPEN OFFICE / INDIVIDUAL WORK AREAS

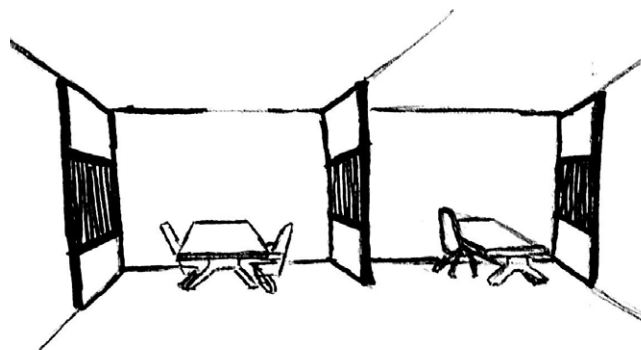
36 ft2 min. each



Immersive environment that provides the latest technology, and flexibility with assigned and unassigned workspaces. Unassigned workspaces feature diversity of furniture configuration and postures to increase productivity, and wellness.

2| PRIVATE ENCLAVES


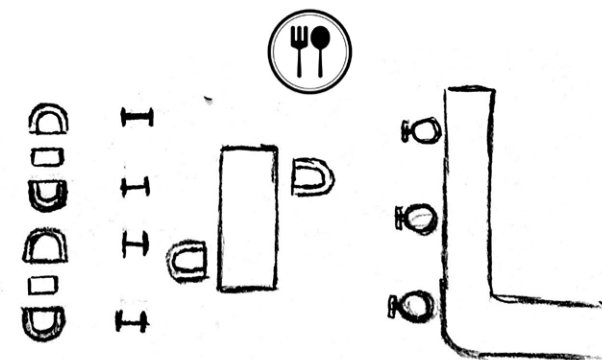
50 ft2 each



Enclosed multi-purpose space that provides privacy for a variety of needs.

WORKCAFE

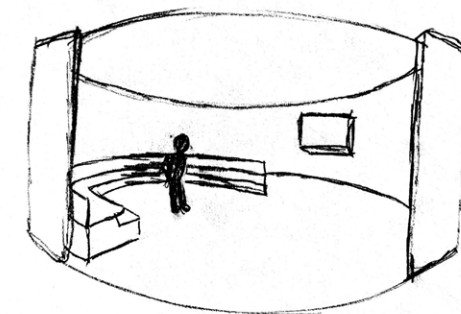
750-1000 ft2



Versatile space with a variety of seating arrangements for individual or small groups, for social hours or impromptu meetings.

INSPIRATION ZONE


Approximately 350



Space for product launch or services introduction into the market.

VIDEOCONFERENCE SPACE

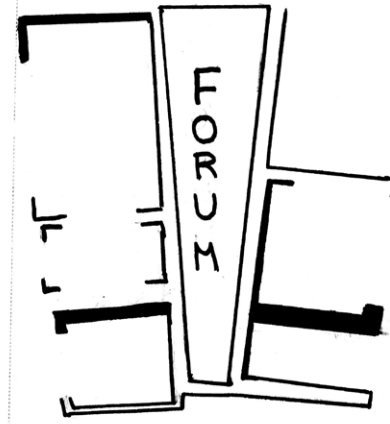
Approximately 400



Equipped with technology to provide adequate quality for virtual and in-person meetings.

FORUM SPACE – ACTIVE/DISTANCE LEARNING CLASSROOM

Approximately 750 ft2



Learning environment features diversity of furniture configuration and postures to drive member engagement. Analog and digital tools available for virtual and in-person classes.

2 | PROJECT TEAM SPACE

400 ft2 min.



Team working environment with flexibility and digital and analog experience.

IN-BETWEEN SPACES

25-100 ft2



Casual open, shielded, and closed areas for individuals and small groups. Variety of postures and seating arrangements for long and short term stay. Comfortable spaces to encourage impromptu collaboration.

RESOURCE CENTER

Approximately 120 ft2



Provides a range of information and archival services.

Total: 11,500 ft2



Space Diagrams & Square Footage Overview

NEXT Next NEXT
NEXT NEXT NEXT
NEXT
Next NEXT
Next
NEXT
NEXT
Next
NEXT
NEXT
NEXT
Next
NEXT NEXT

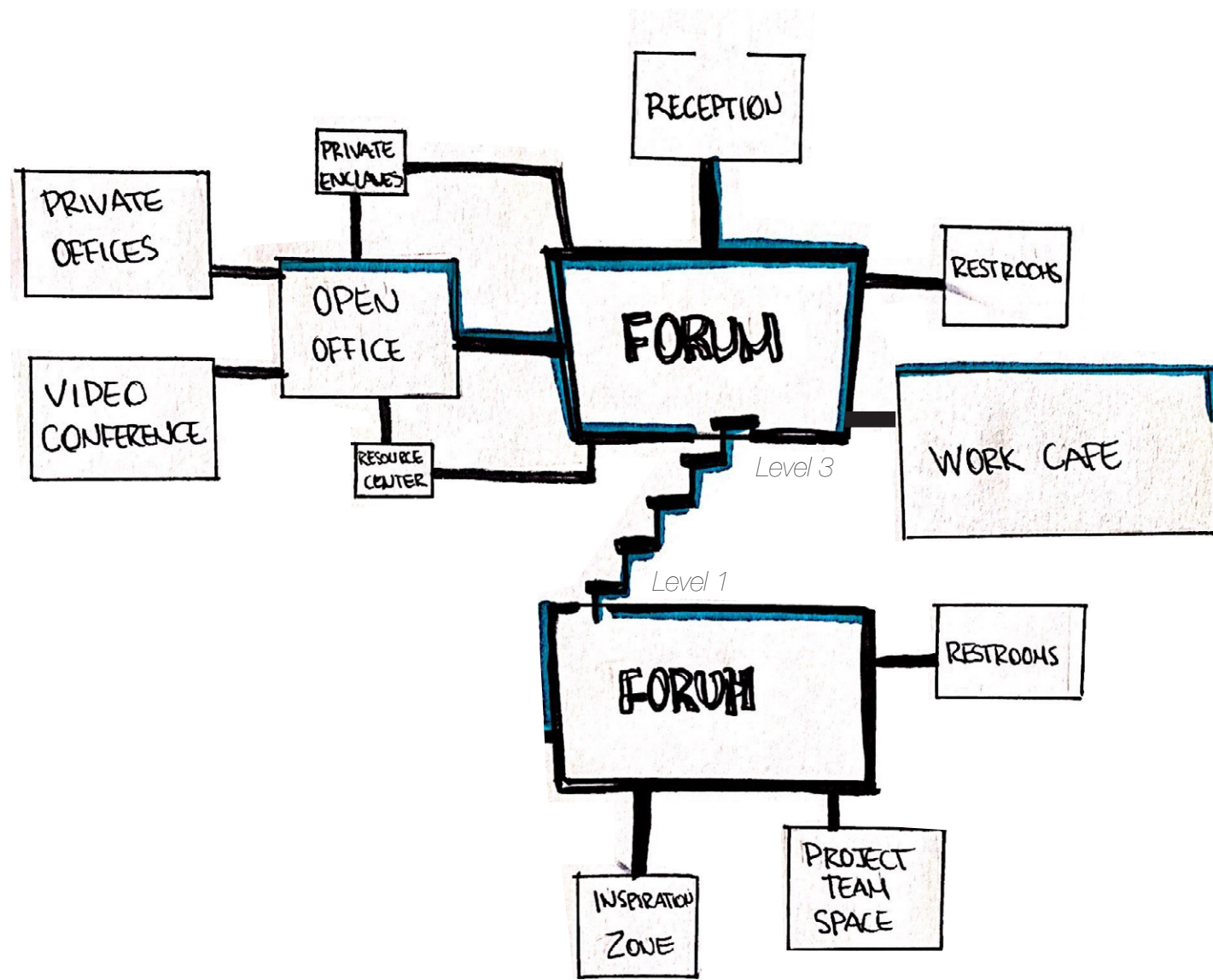
Draft Logo Design



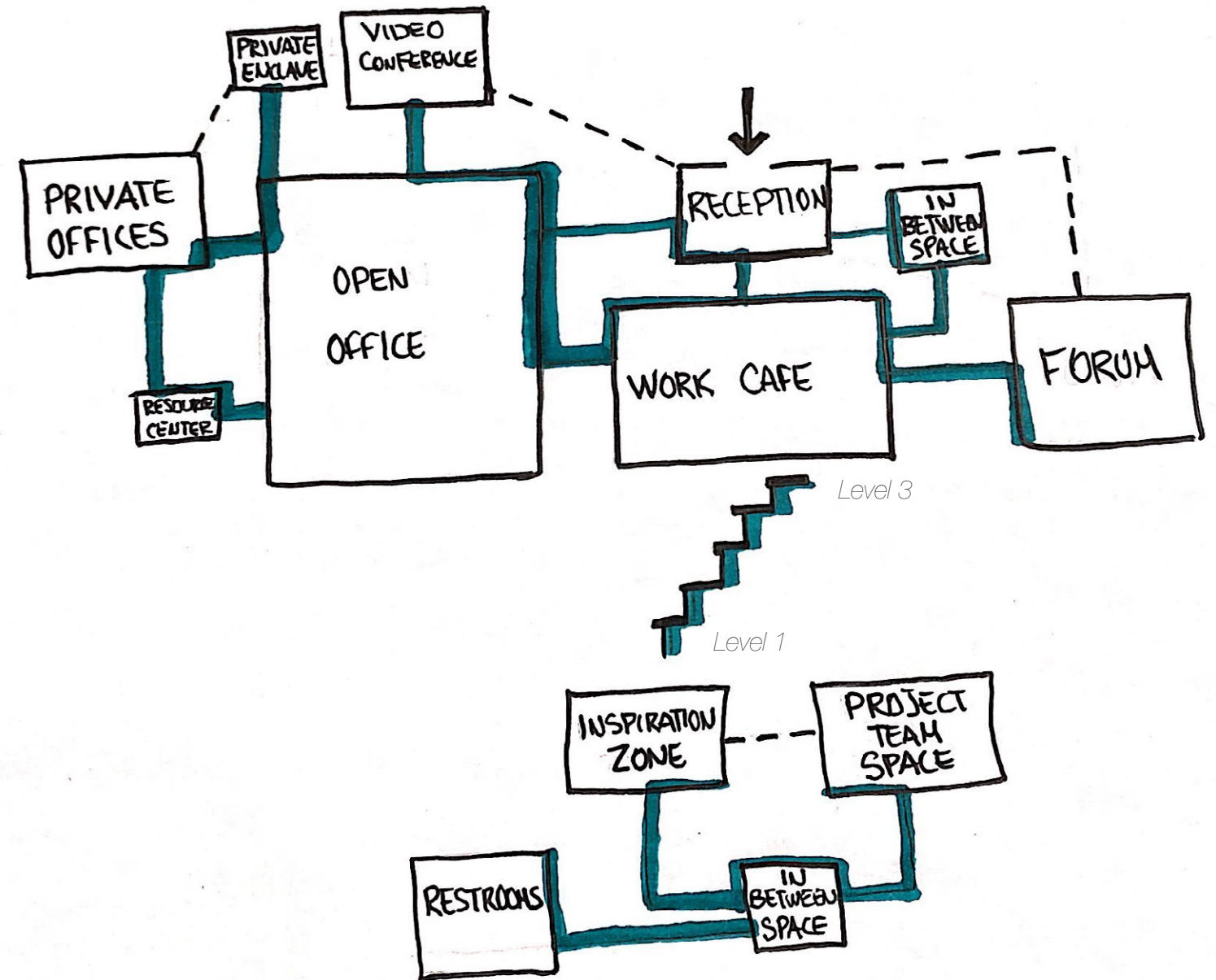
Next

Logo features free handwritten font with a free handdrawn oval around to create emphasis and movement.

Final Logo Design



Draft Bubble Diagram



Final Bubble Diagram



Fig.1

Helix Staircase




Fig.2

Radial Balance



Fig.3

Continuous Railing



Fig.4

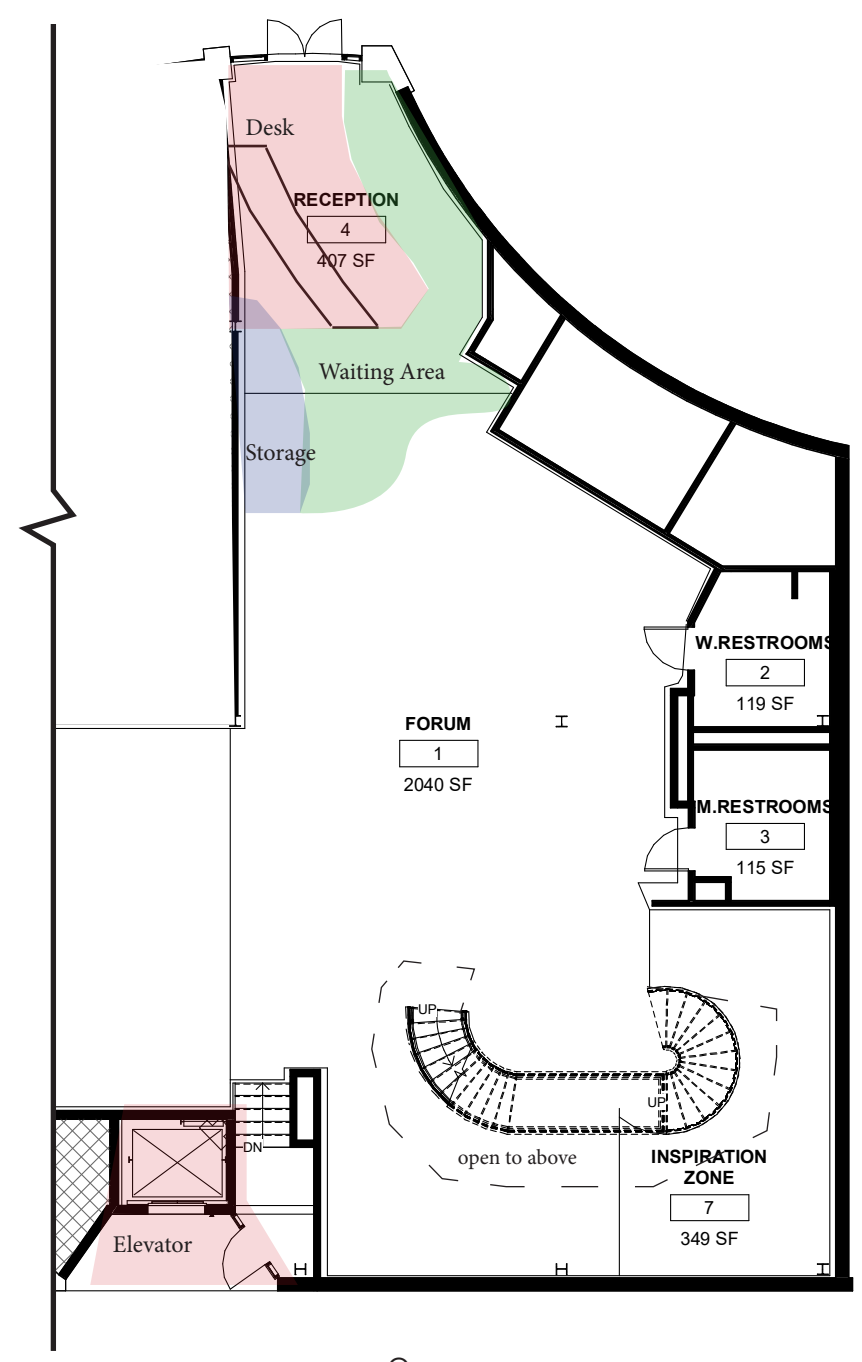
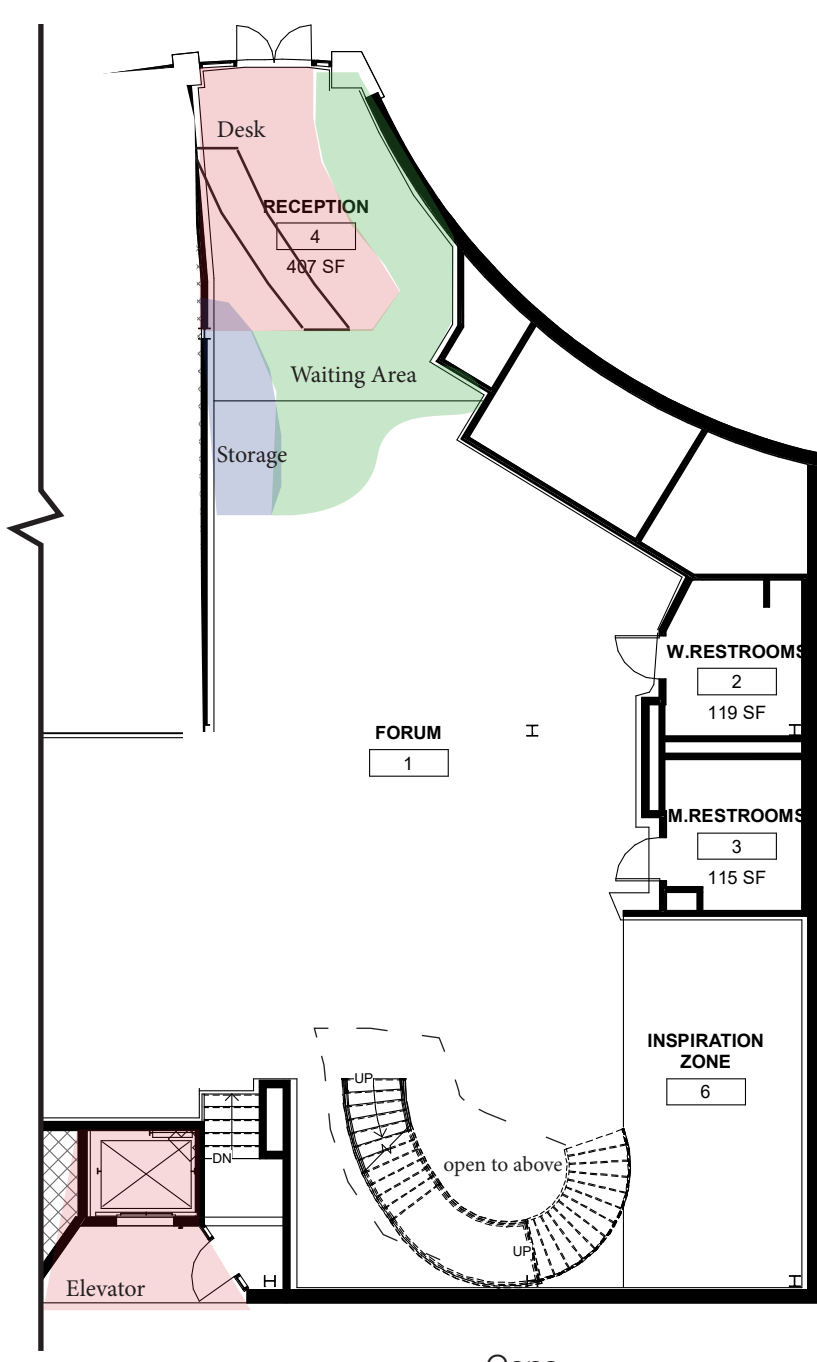
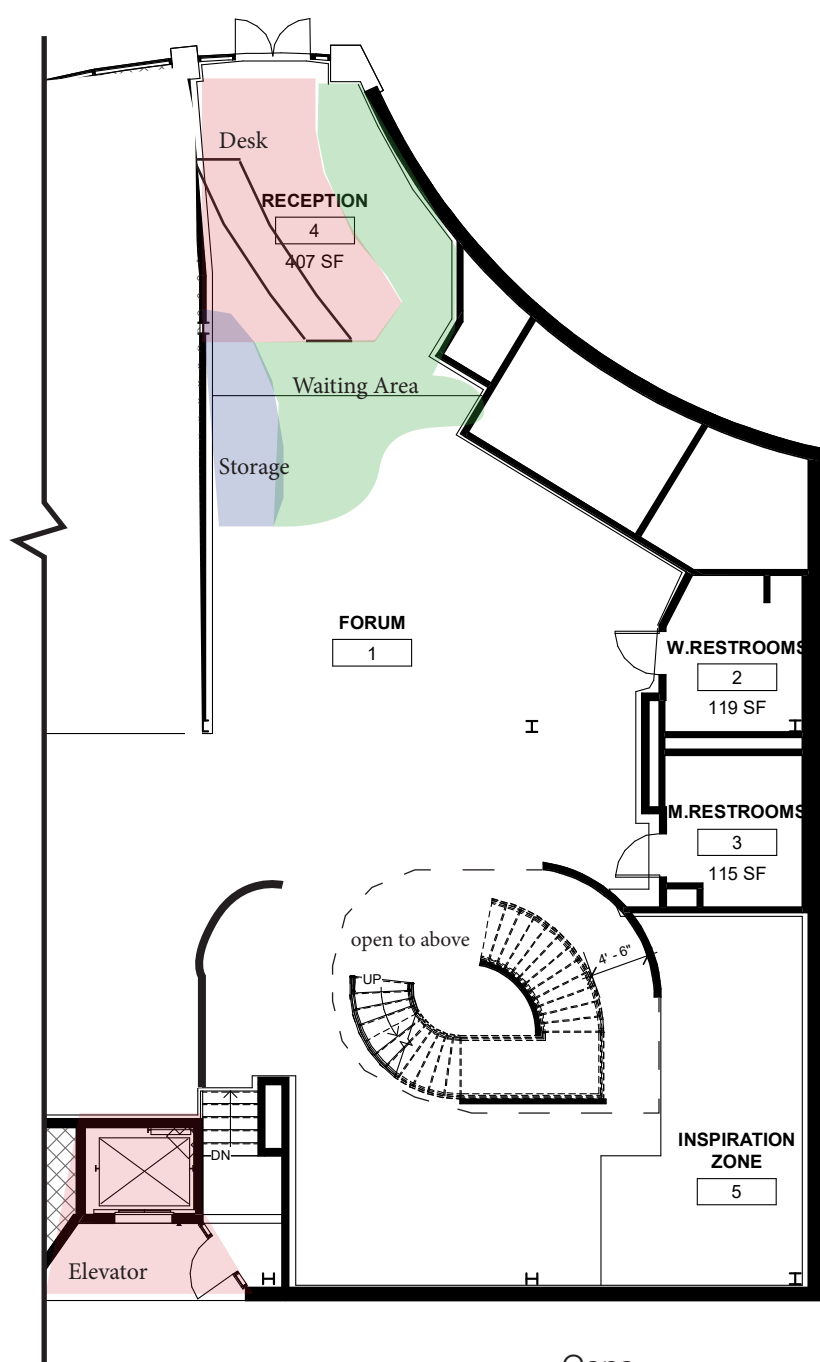
Movement



Fig.5

Crown Jewel

Inspiration



- Pros:
- Staircase visible
 - Curved + rectilinear staircase design
 - Opportunity for shielded in-between spaces

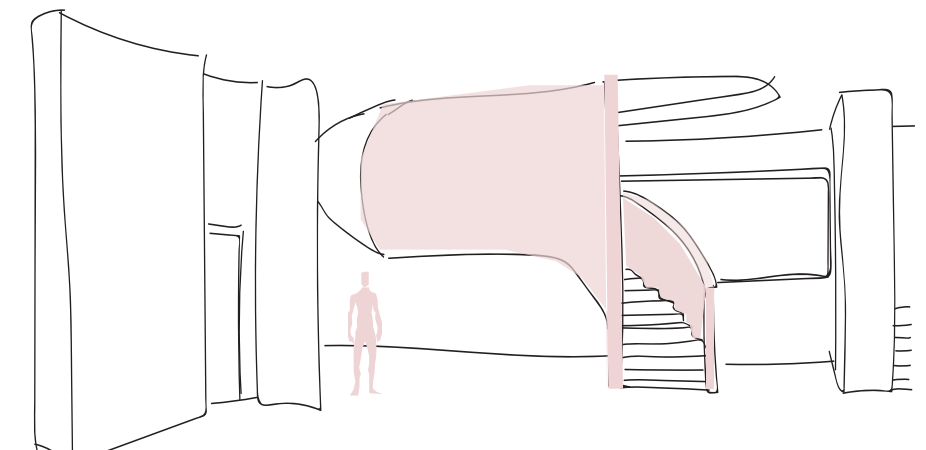
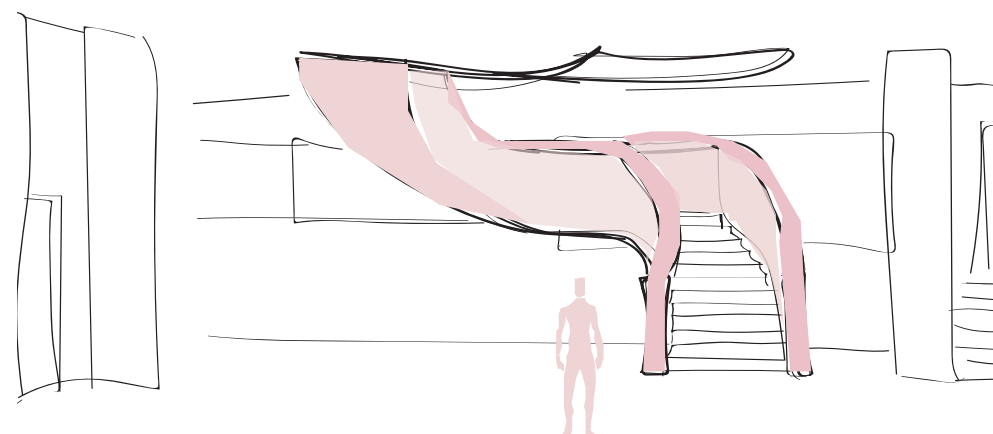
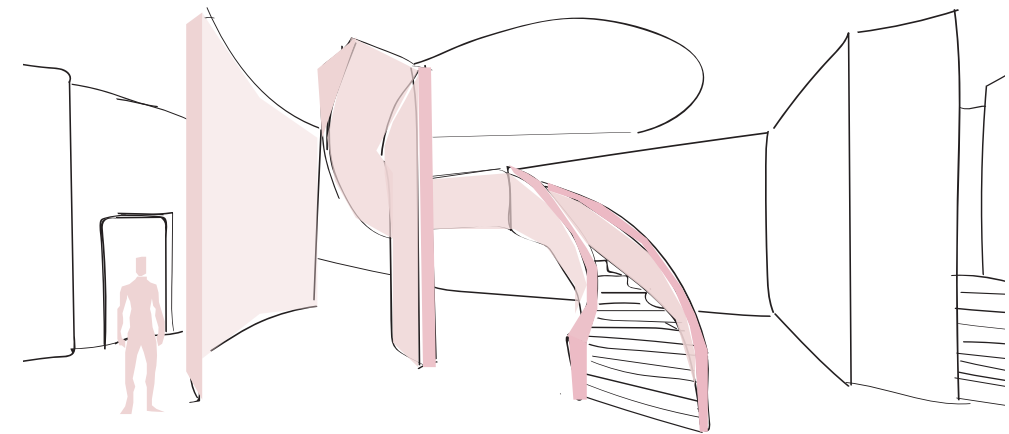
- Cons:
- Few circulation options

- Pros:
- Open plan
 - Opportunity for shielded in-between spaces

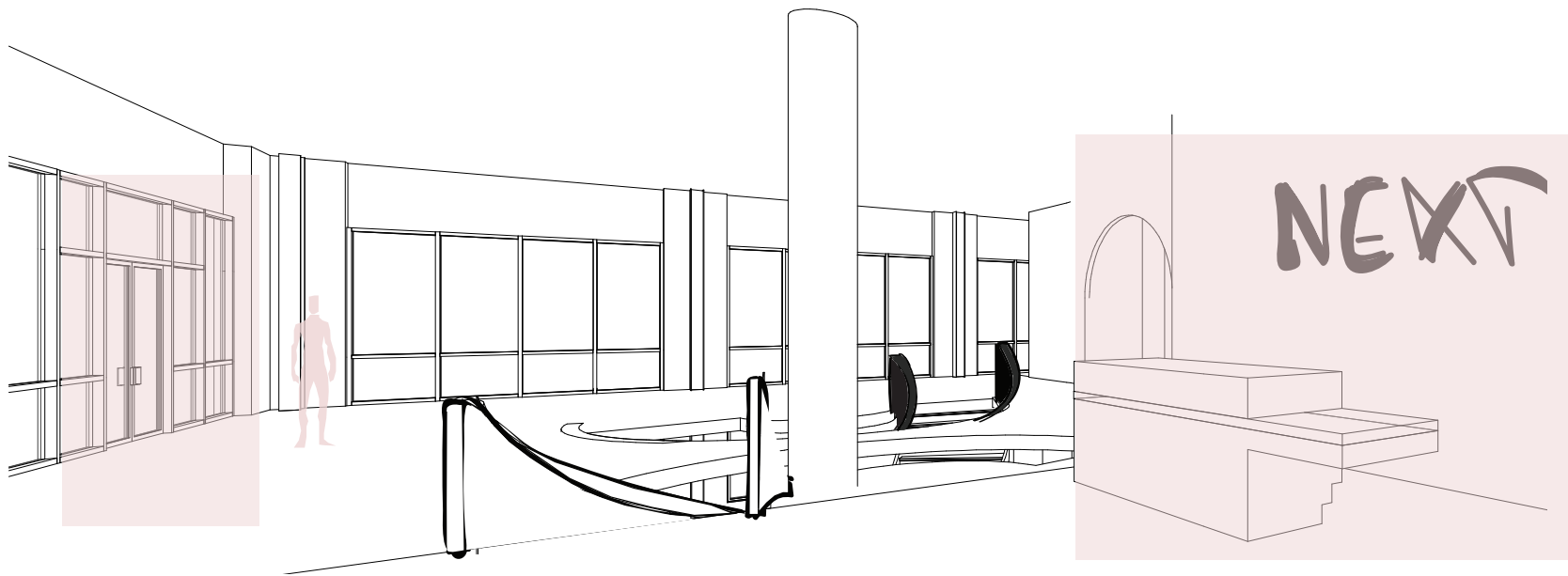
- Cons:
- Staircase not visible from 2nd entrance

- Pros:
- Multiple circulation pathway options
 - Opportunity for shielded in-between spaces

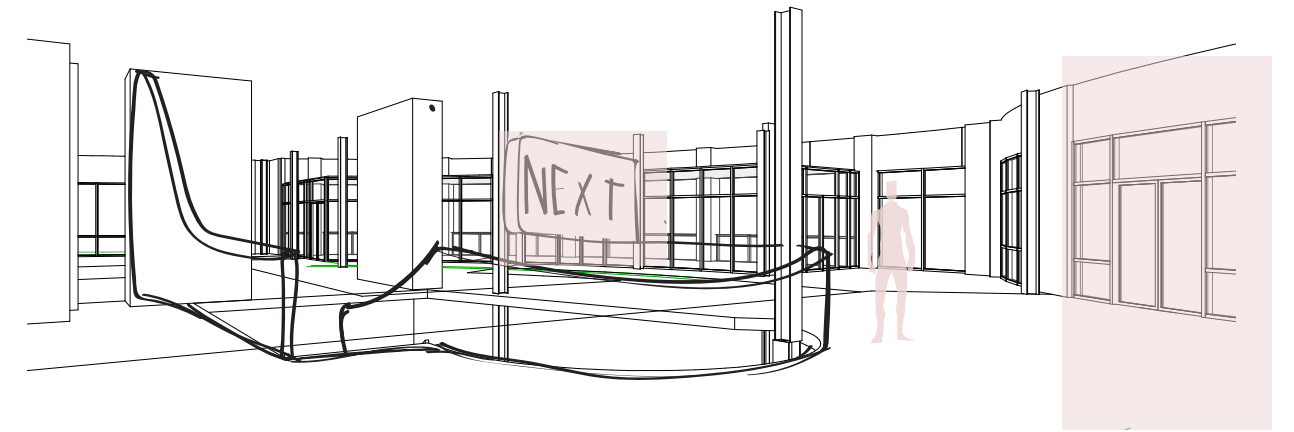
- Cons:
- Staircase not visible from 2nd entrance. Could be solved by mirroring staircase?



Staircase Design Solutions with Pros & Cons




Entrance 1



Entrance 2

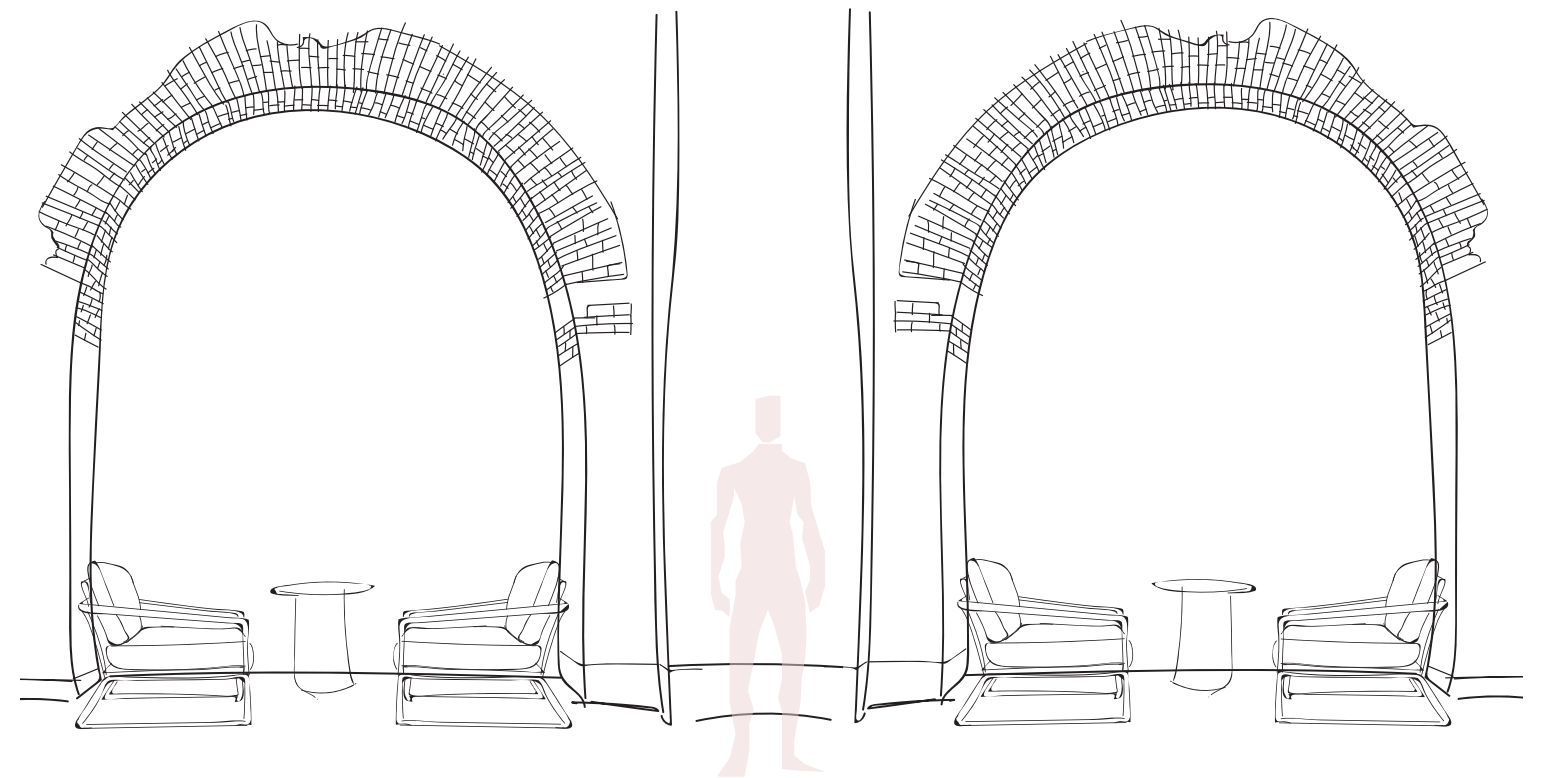
Reception

Front desk is visible from both entrances



Workcafe

Outdoors with variety of furniture arrangements and posture



In-Between Spaces

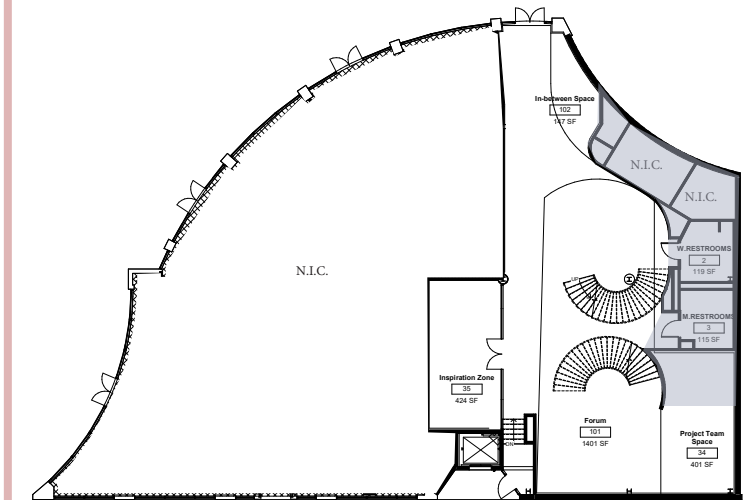
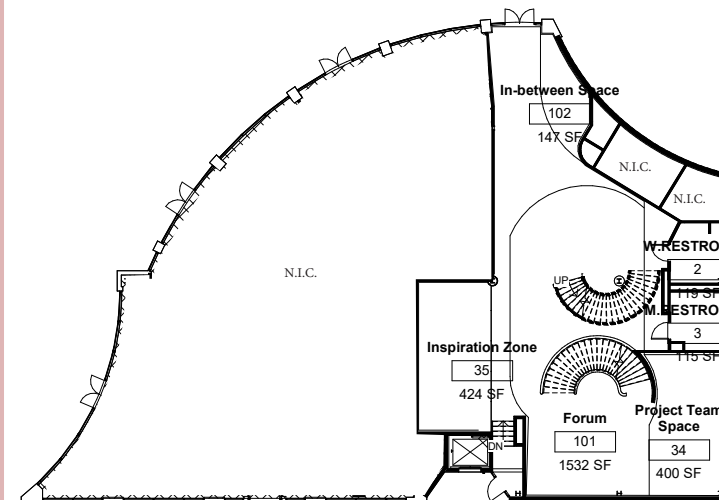
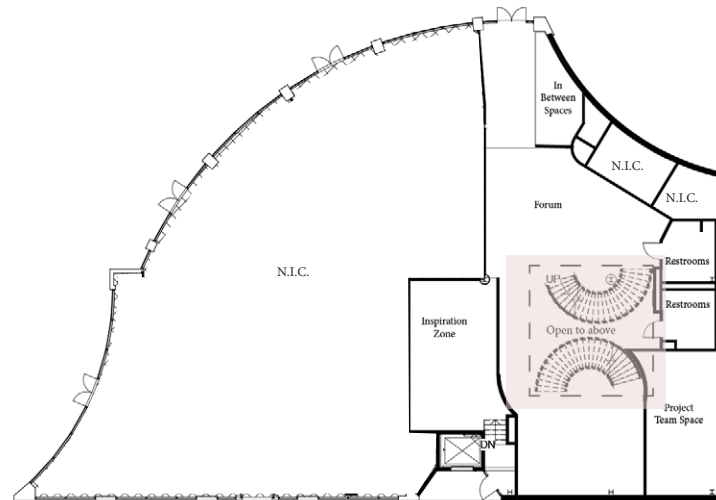
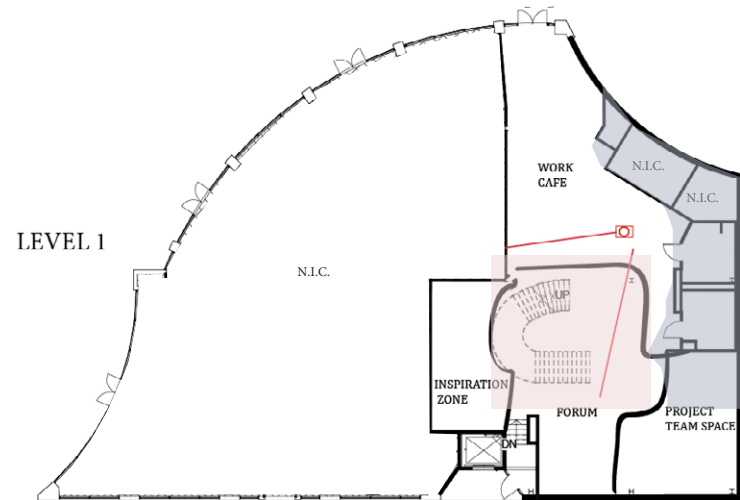
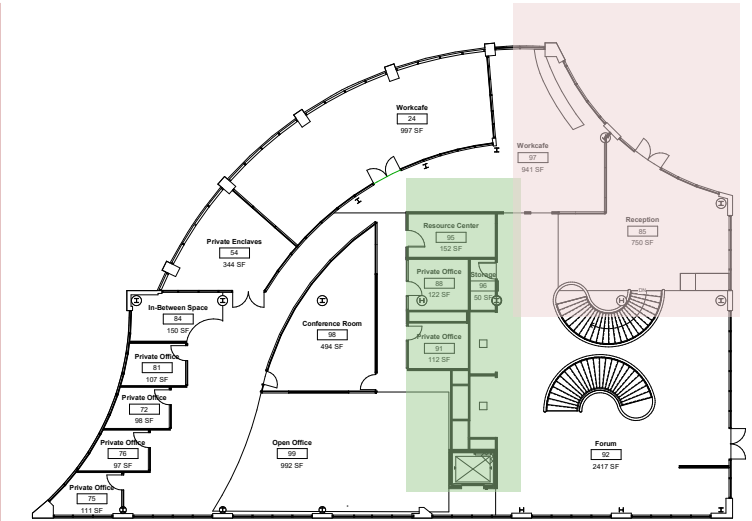
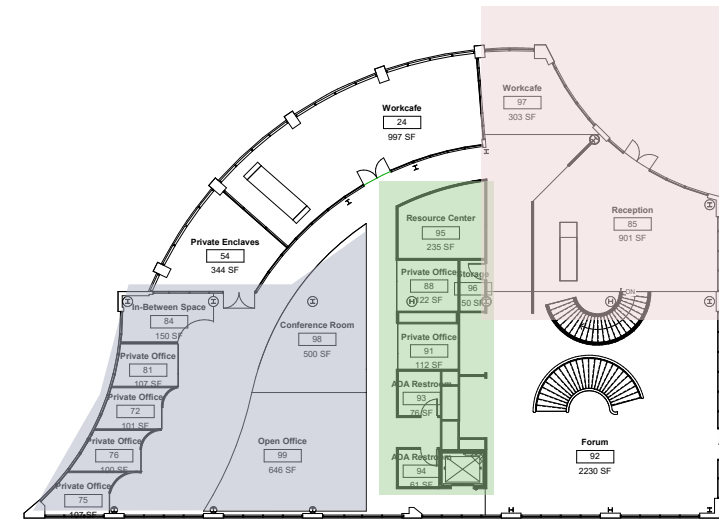
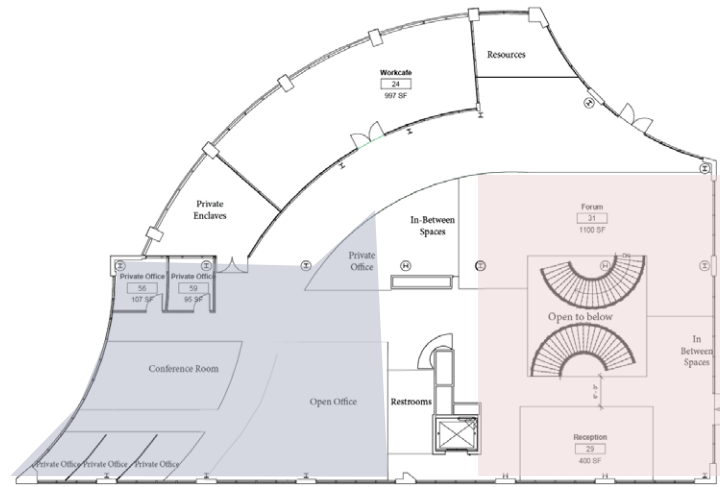
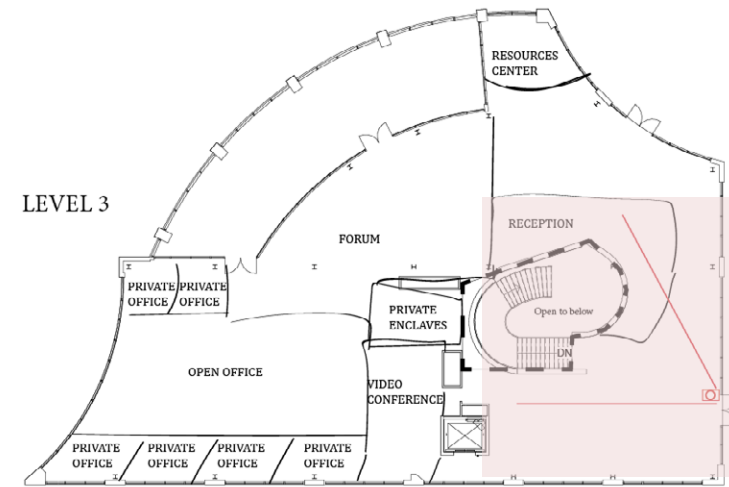
Private alcoves for one or two persons

Draft 1

Draft 2

Draft 3

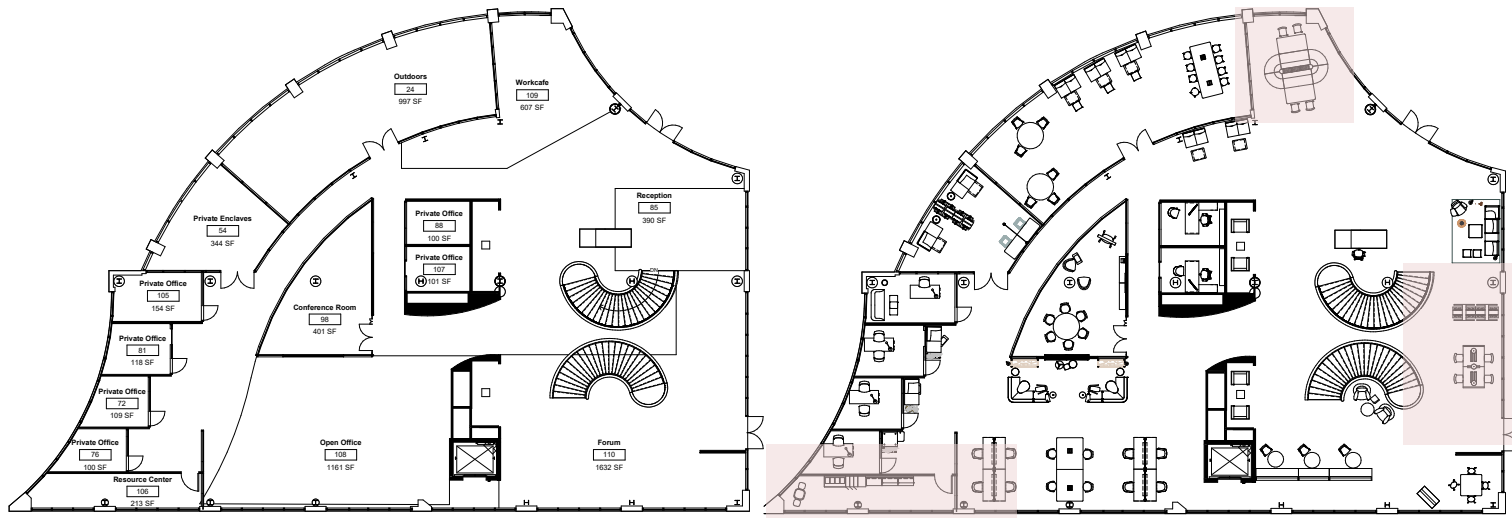
Draft 4



→ N Floor Plans
not to scale

- Draft 1 and 2 show the development of the monumental staircase into two one-way-traffic helix staircases to comply with the circulation Covid-19 principles.
- Draft 2 and 3 of level 3 show how the layout of the private offices, open office, and video conference room remained on the south-east side of the plan, but were moved around for better daylight quality.
- Draft 3 and 4 explored different techniques to create a boundary between the reception and Workcafe on level 3. One technique was to place a curtain wall perpendicular to the main entrance to create a defined path to guide people who enter go straight to the front desk. Unfortunately this technique disrupted the main circulation path that follows the curve of the building.
- Draft 3 and 4 show how the spaces adjacent to the elevator on level 3 create a division between the social areas on the north, and work area on the south.
- Draft 1-4 show the progression of the design on level 1, some curved walls were added to the existing to create continuity.

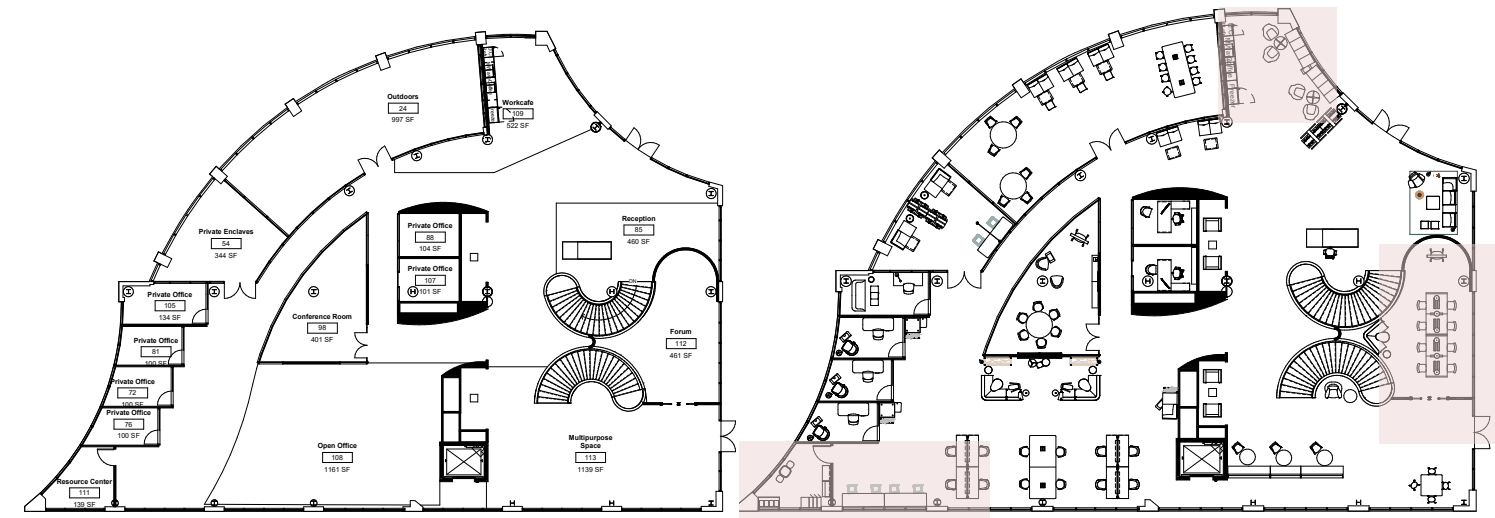
Draft 5



LEVEL 3 FLOOR PLAN

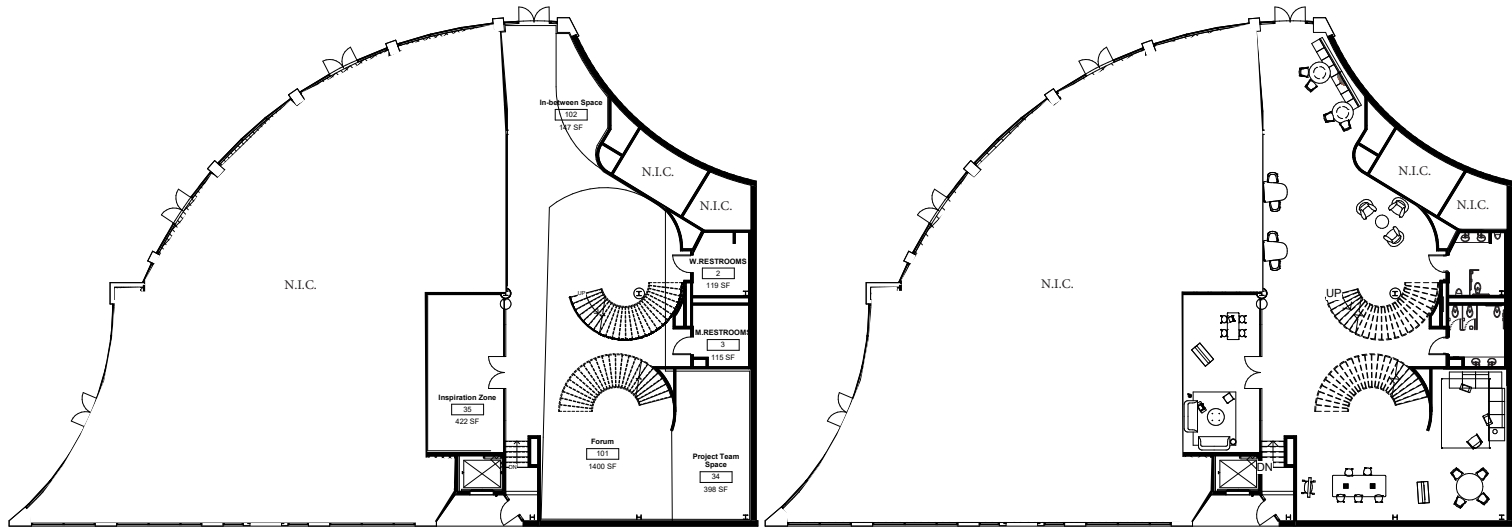
LEVEL 3 FURNITURE PLAN

Draft 6



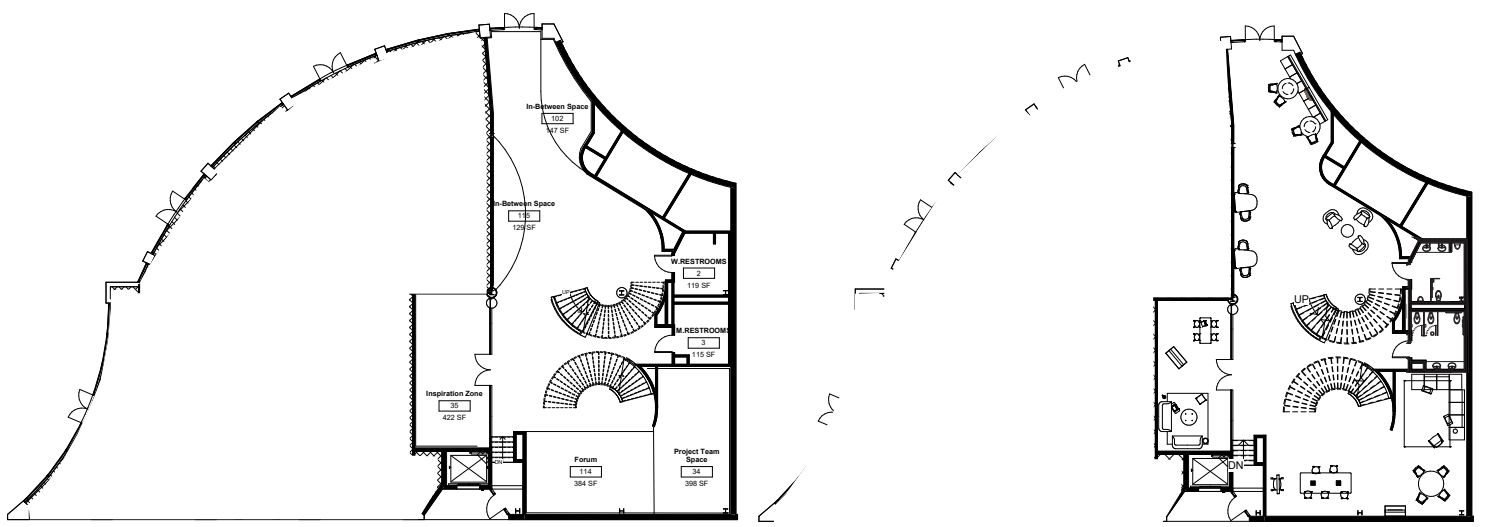
LEVEL 3 FLOOR PLAN

LEVEL 3 FURNITURE PLAN



LEVEL 3 FLOOR PLAN

LEVEL 3 FURNITURE PLAN

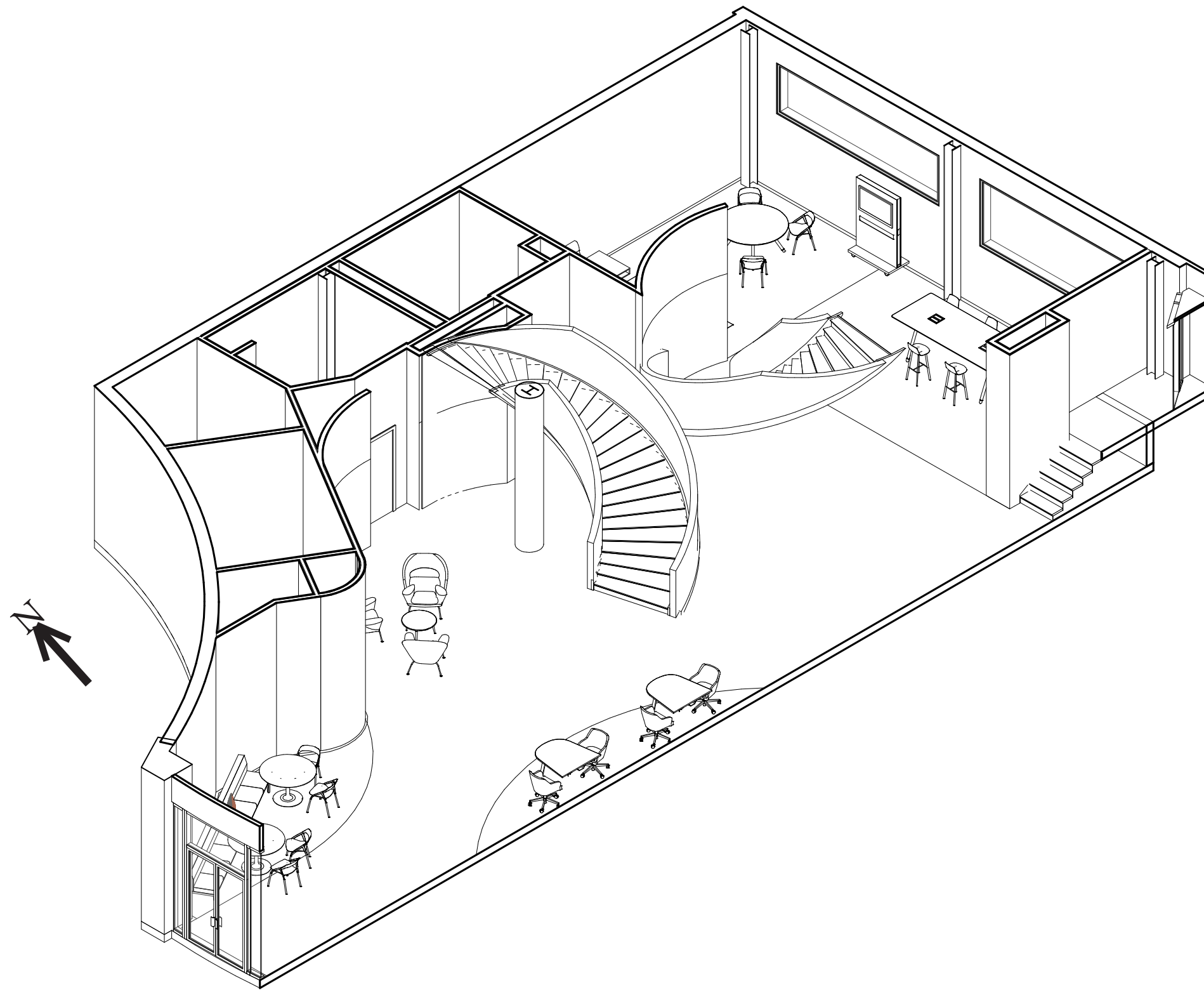


LEVEL 3 FLOOR PLAN

LEVEL 3 FURNITURE PLAN




Draft 5 and 6 show change of forum space walls to create continuity, change of furniture in the workcafe and open office to provide diversity of postures.



Curved walls and staircase create continuity and movement.

Level 1 Axonometric Draft

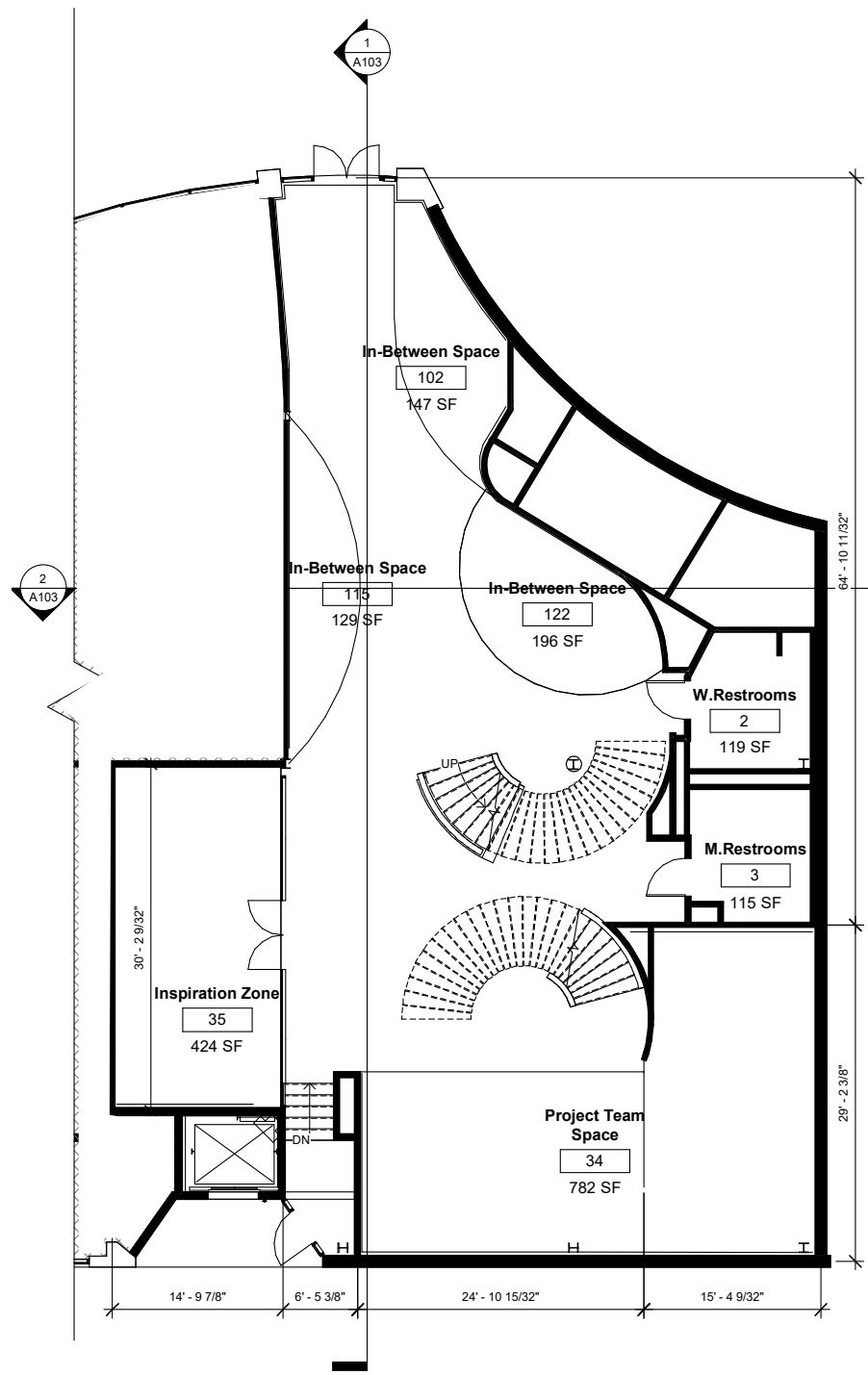


Design Development

Floor Plans	20
Furniture Plans & Circulation Plans	21
Materials & Finishes	22
Elevations	23
Sections	24
Renderings	25-28

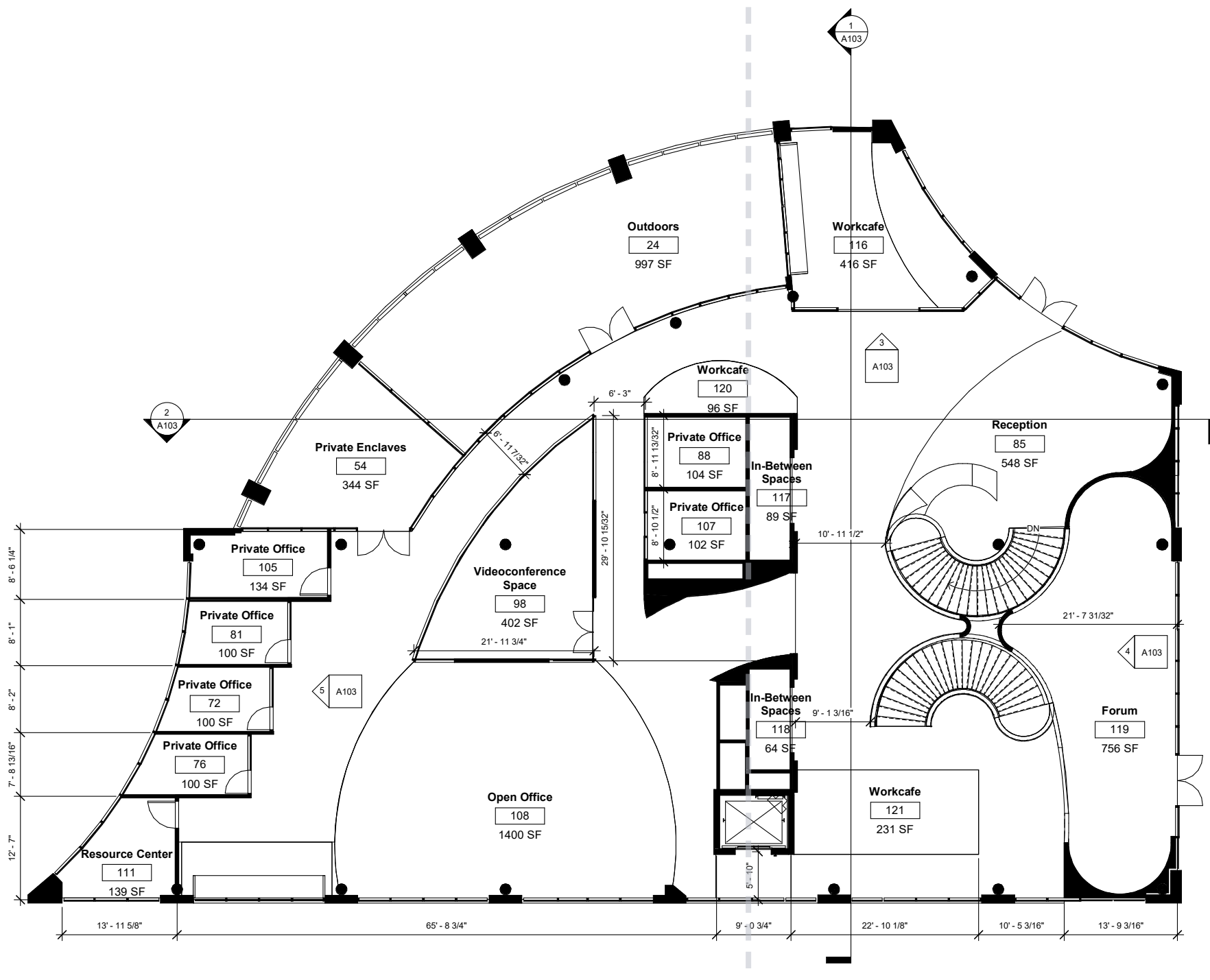
Work Areas

Social Areas



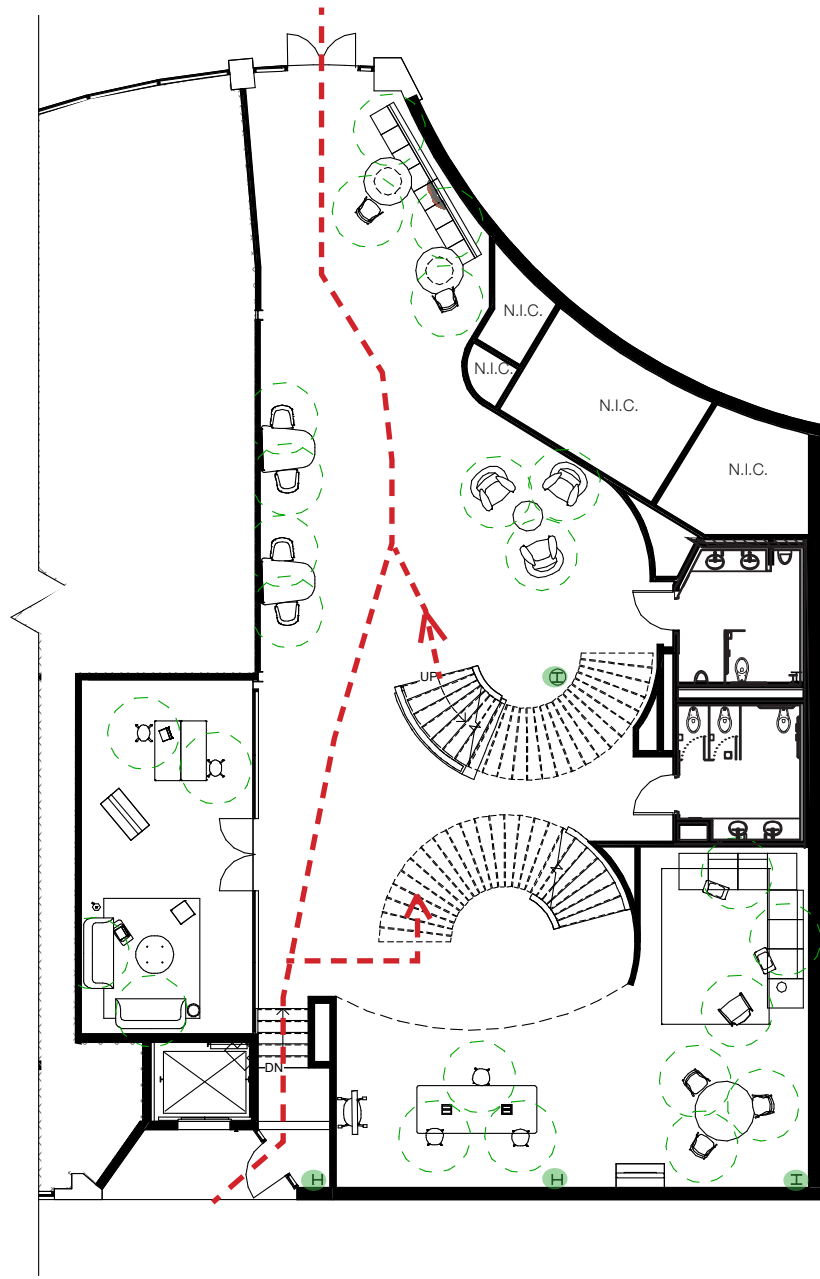
① Level 1
1/8" = 1'-0"

Space planning on level 1 is shaped by the curvature of the helix staircases. Walls and ceilings also follow the curve from the staircases.

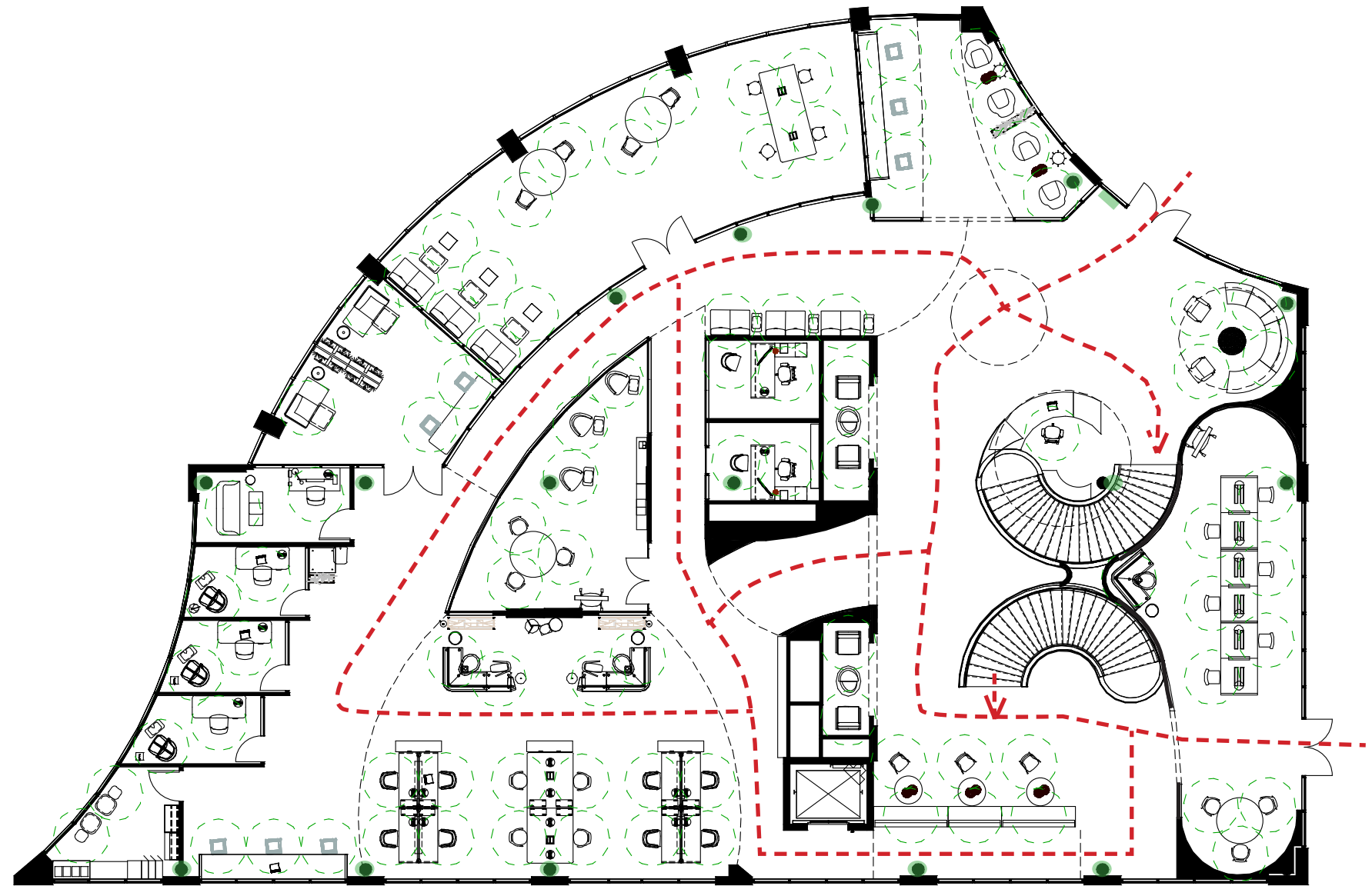


② Level 3
1/8" = 1'-0"


Space planning on level 3 consists of social areas on the northern half of the floor plan, and work areas on the southern half. The WorkCafe seating and in-between spaces promote individuals or small groups to work and collaborate in a more casual environment. The Workcafe is designed to be in separate areas of the building to offer diversity of furniture in a different atmosphere.



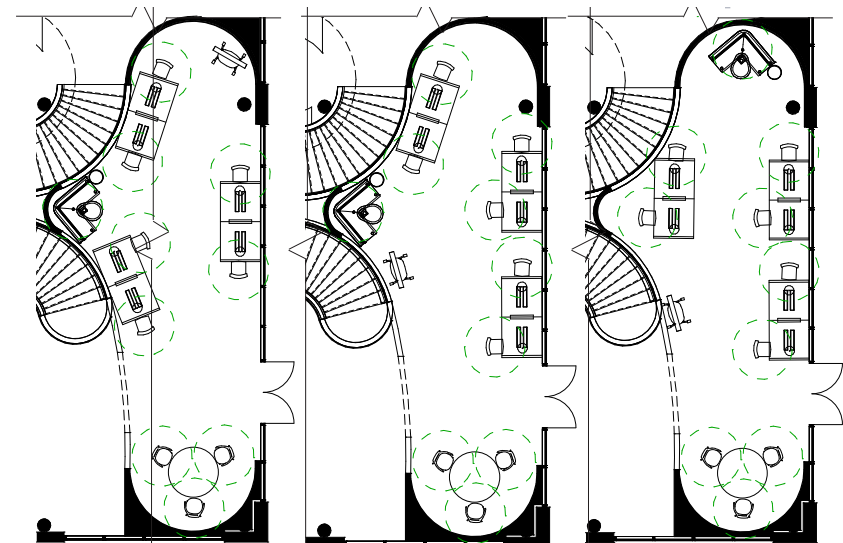
① Level 1 Furniture Plan
1/8" = 1'-0"



② Level 3 Furniture Plan
1/8" = 1'-0"




- - - Circulation
- ⊘ Covid-19 social distancing requirement of 6 ft
- Touchless access
- Biophilic Design: climber plant on columns



Forum Space
Diversity of furniture configuration


Furniture Plans



Wood Planks



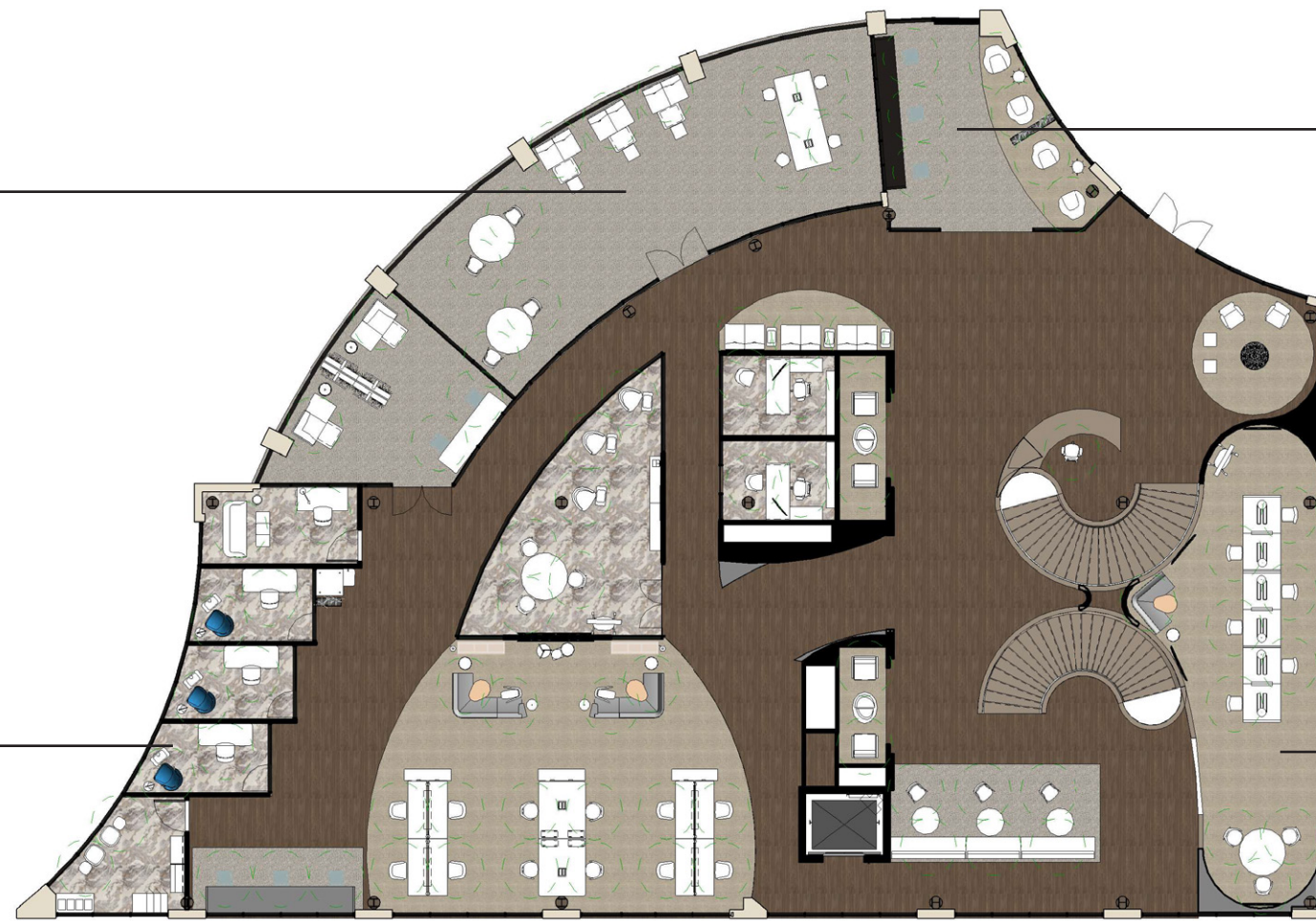
Abstract Carpet



Mosaic






Wool Carpet




Rendered Floor Plan


not to scale



Recycled Material & Porcelain Mosaic



Textured Panel



Coral Upholstery



Mint Upholstery




Brass



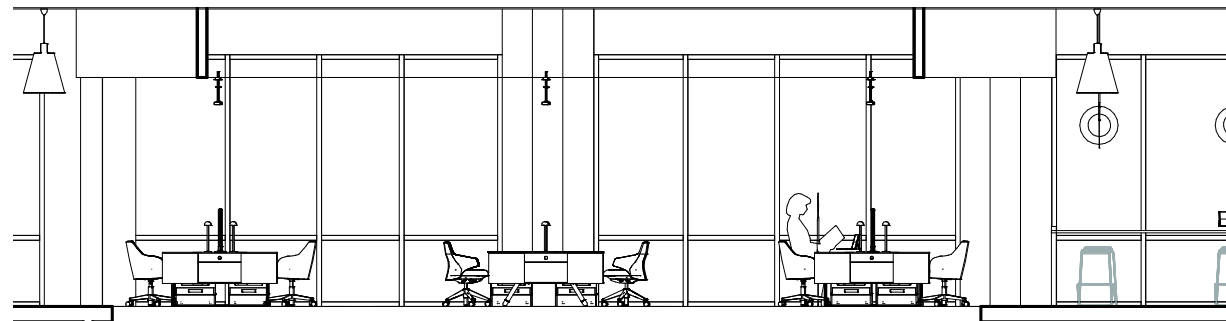
Philodendron

Materials & Finishes



③ Elevation 1 - a
1/4" = 1'-0"

WorkCafe

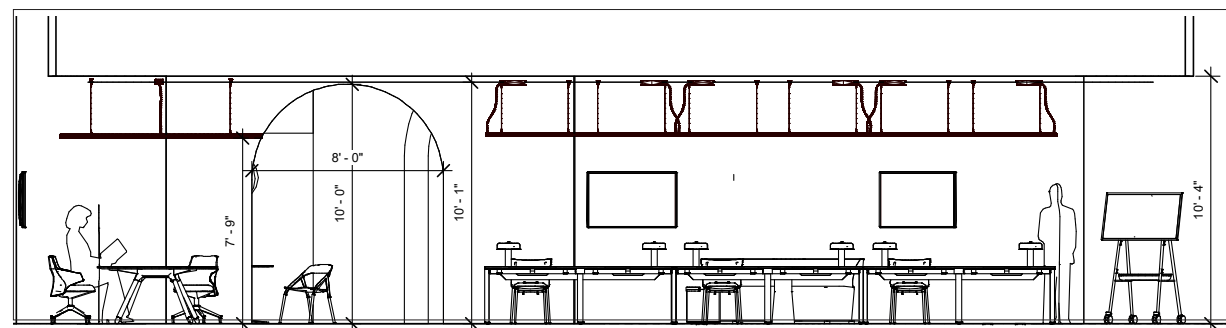


Elevation 2 - a
1/4" = 1'-0"

Open Office




Rendered Private Offices



④ Elevation 2 - a
1/4" = 1'-0"

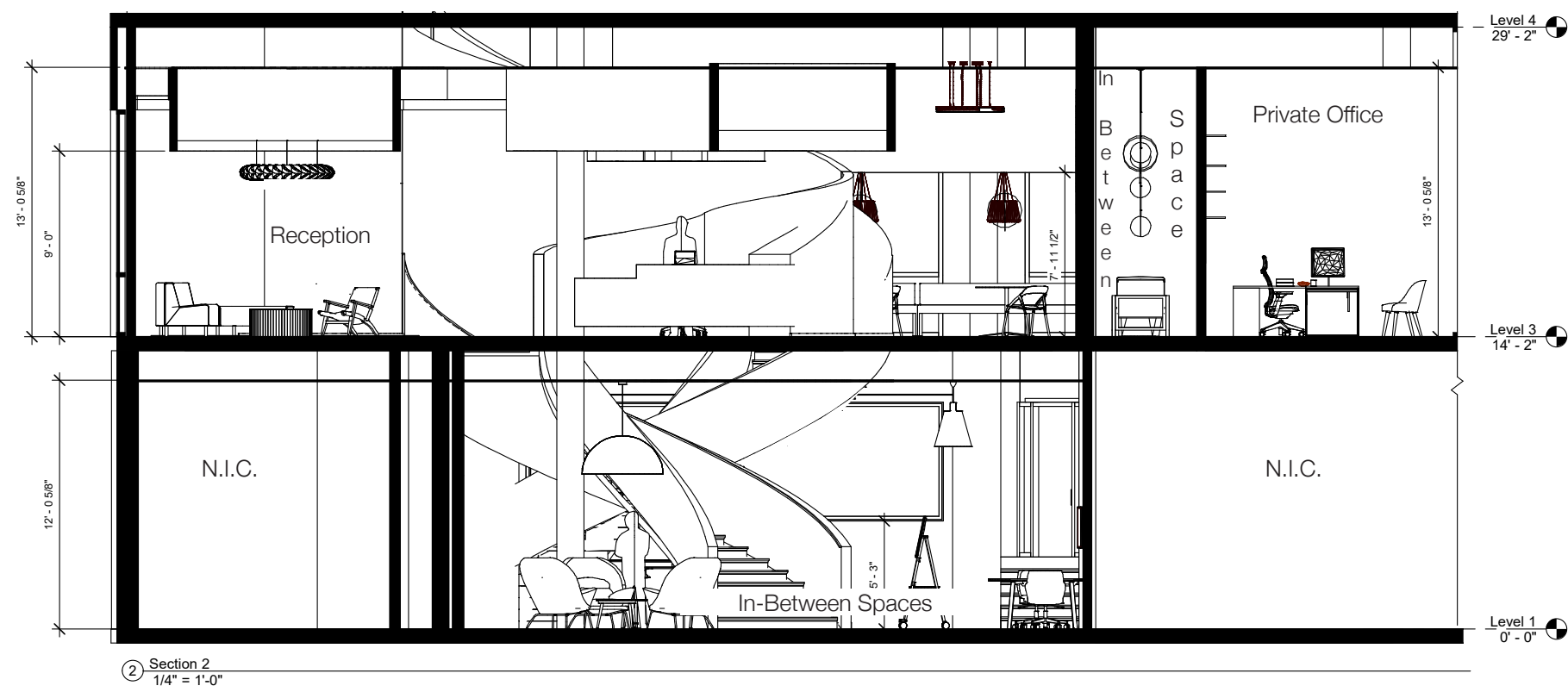
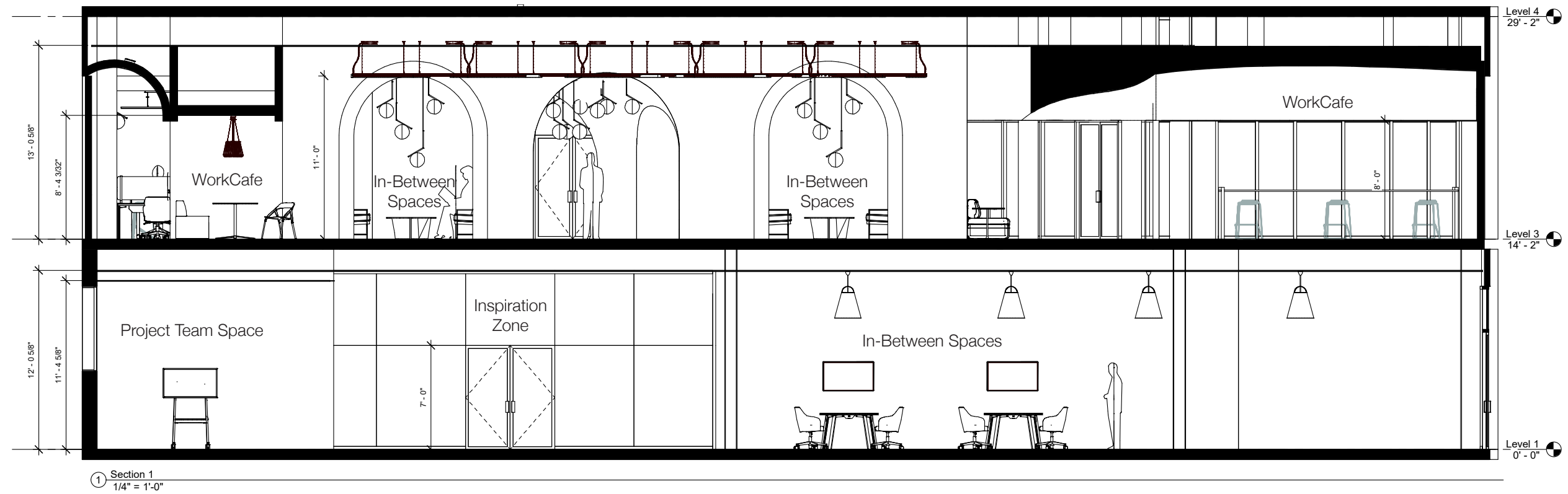
Forum



⑤ Elevation 3 - a
1/4" = 1'-0"

Private Offices

Elevations



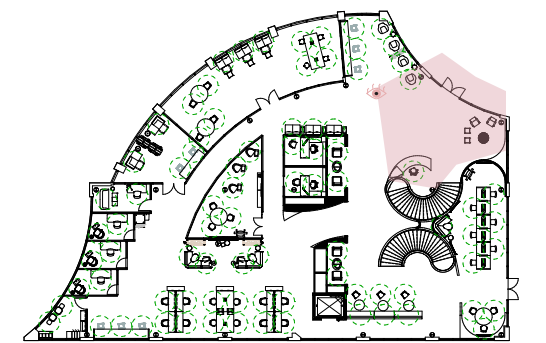
Rendered Section

Sections



RECEPTION

Emphasis on the round suspended ceilings with warm lighting guide people to the seating area, the front desk or the main circulation path. Movement throughout the space is also achieved by the curved walls and soffit. Textured Panels, warm lighting, and color create a comfortable and inviting ambiance to attract people to these spaces. Columns feature an indoor climbing plant, and a linear LED system guides people to the other spaces.

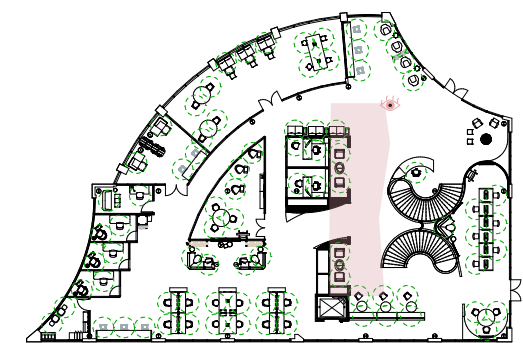


Key Plan



IN-BETWEEN SPACES

Texture and warm lighting in the In-Between Spaces alcoves and WorkCafe open seating provide comfort and encourages impromptu collaboration. The alcoves provide privacy for one or two people and the workcafe seating is open for up to six people. Curved suspended luminaires create movement and guides circulation. Natural light is reflected throughout the space by the high value paint on the walls, and electric lighting highlights architectural features.

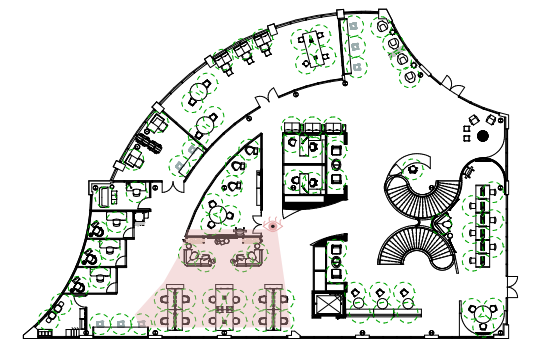


Key Plan



OFFICES

The repetition of arches, warm lighting, and texture are carried throughout the design. The arched curtain walls separate the open plan office and the private offices. Diversity of furniture configuration and postures to increase productivity, and wellness if provided in both open plan and private offices.




Key Plan



WORKCAFE

Warm lighting and biophilic design promotes wellness. Seating area is highlighted by a change of material on flooring and soffit.



Key Plan

Citations

Office Design Timeline

2010 Office Furniture Services - Your One-Stop-Shop! (2020, July 21). Retrieved September 15, 2020, from <https://www.2010officefurniture.com/services/>

Alanen, A. (1970, January 01). Reading classics of Antiquity. Retrieved September 15, 2020, from <https://anttialanenfilmndiary.blogspot.com/2016/05/reading-classics-of-ancient-greece-and.html>

The Definitive Guide To An Uncertain World. (n.d.). Retrieved September 15, 2020, from <https://company.vice.com/about/>

Download Isometric View Of Professional Office Interior for free. (2018, August 28). Retrieved September 15, 2020, from https://www.freepik.com/free-vector/isometric-view-professional-office-interior_2869133.htm

Hare, B. (2018, July 03). Where to stream the best of 2000s TV. Retrieved September 15, 2020, from <https://www.cnn.com/2018/07/03/tv-shows/gallery/2000s-tv-stream/index.html>

New VIPPO offices in Caracas. Axonometric view. Project by Central Arquitectura. (n.d.). Retrieved September 15, 2020, from <https://www.pinterest.com/pin/246642517071171492/>

Office. (n.d.). Retrieved September 15, 2020, from <https://thereaderwiki.com/en/Office>

Things that happened in 1960s offices that would never happen today. (2018, October 20). Retrieved September 15, 2020, from <https://starts60.com/media/opinion/things-that-happened-in-1960s-offices-that-would-never-happen-today>

Inspiration Board

Fig. 1: 23.1k Likes, 157 Comments - Design.Only (@design.only) on Instagram: "What do you think about this staircase... in 2020: Staircase design, Stairs design, Architecture design. (2020, May 24). Retrieved September 22, 2020, from <https://www.pinterest.com/pin/707346685211711907/>

Fig. 2: 1950 Inspired Nabila Chandelier 48 Lights Blown Glass Black Metal Corrado Dotti in 2020: Interior design pictures, Salon interior design, Stairs design. (2020, September 07). Retrieved September 22, 2020, from <https://www.pinterest.com/pin/380272762291410950/>

Fig. 3: Steven Harris Architects: Minimalist interior design, Minimalist house design, Minimalist home. (n.d.). Retrieved September 22, 2020, from <https://www.pinterest.fr/pin/628604060462265221/>

Fig. 4: Εξωτερική σκάλα: Spiral stairs design, Modern staircase, Stairs design. (n.d.). Retrieved September 22, 2020, from <https://www.pinterest.dk/pin/316800155038807862/>

Fig. 5: Escalier monumental hélicoïdal by EeStairs: Escalier design, Escalier, Architecture d'escaliers. (n.d.). Retrieved September 22, 2020, from <https://www.pinterest.fr/pin/628604060462221283/>